

Lovina

Information guide about the North of Bali

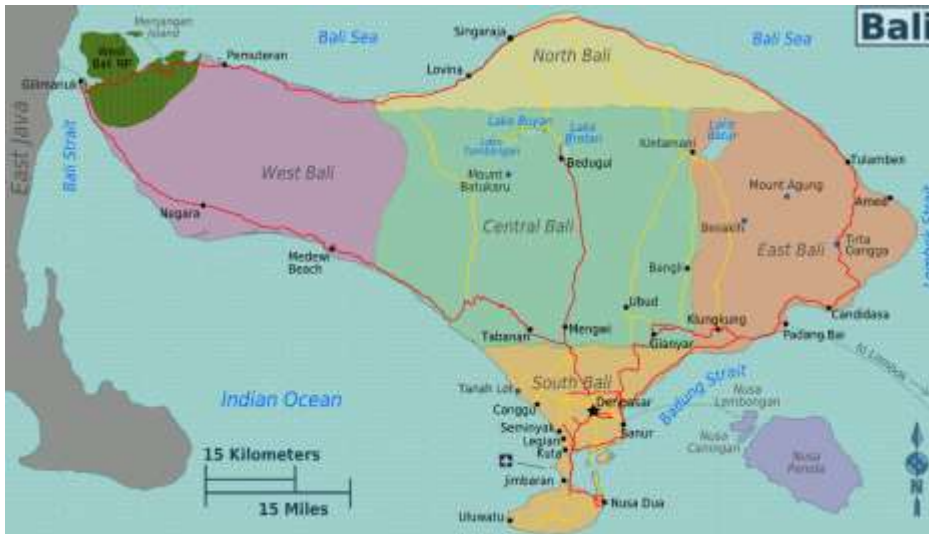


Translated with Google, apologies for not being in perfect English

Introduction to Lovina

Officially Lovina does not exist, Lovina is the leftmost part of the map (in the yellow part). The region is called Buleleng and is marked in yellow, although the region extends far into the purple part, parts of the green part also belong to Buleleng, the largest region of Bali.

Lovina is an area located between the 2 large cities in the north Singaraja and Seririt, which is popularly called so, there is no Balinese who has Lovina as birth place.



The name Lovina originated from the Lovina Beach Hotel, the pioneer hotel built in 1953 by Anak Agung Pandji Tisna. It was the first hotel built in the area. When the Lovina Beach Hotel was handed over to his younger cousin in 1956, business declined and the Lovina Beach Hotel slowly lost popularity. The centre (Kalibukbuk) at the dolphin statue is also called Lovina or Lovina Beach.

In 1980 the provincial government of Bali built 2 beach houses for the Lovina Beach Hotel as support. When the area became more popular in tourism, the name Lovina also became more famous and so the 7 fishing villages located here became an area with the name Lovina. I understand that there are different versions of the origin of the name. The Lovina Beach Hotel still exists and is also listed in the hotels section.

As mentioned, Lovina originally consists of a row of fishing villages along the northern road in Bali, which have grown together under the influence of tourism. They are the following villages (from east to west) Pemaron, Tukad Mungga, Anturan, Banyualit, Kalibukbuk, Kaliasem and Temukus.

It is a quiet area with a black (lava sand) beach and it is a beautiful diving area, so don't expect golden sandy beaches and beach hotels with sunbeds on the beach. There are restaurants, cafes, shops, diving schools and hotels. The tourist centre is located in the village of Kalibukbuk, which also has a beach promenade. In the centre is the famous statue with a dolphin (this area is also known as Lovina Beach). Lovina is best known for its dolphins, which you can find early in the morning in groups at the nearby reef. In contrast to the south, you can swim anywhere here, because the current is calm and the sea is generally calm.



Please do not share this document it with others

Translated with Google, apologies for not being in perfect English

On the websites you will find little information about Lovina, often it is known for the dolphins or the information is outdated, but the reality is that in recent years Lovina has grown into an area that has more to offer than a black beach and dolphins, Lovina itself is not really interesting from a tourist point of view, but the north of Bali is a beautiful area to discover and this is perfectly possible with staying in Lovina. The goal of this document is to share information which is hard to find, the information is from local people or is my own experience.

Please do not share this document it with others

Translated with Google, apologies for not being in perfect English

The purpose of this document

The purpose of this document is to provide the tourist with more detailed information about Lovina and the north of Bali, information that is difficult to find on the internet, when Lovina is mentioned it often says that you can spot dolphins while there is so much more, there is also a website just about Lovina but the information on it is old.

The north of Bali is underestimated, although it does not offer white beaches as in the south, but it does have beautiful nature, waterfalls, rice fields, countless temples, and mountains. Its reputation for being a backpackers village has faded as there are now a large number of hotels, ranging from cheap to very pricey. For the non-beach lover there are a lot of alternatives. In Lovina (and beyond) there are many beach villas that are offered for rent.

It is also a way to help the local population find work, for example I have a neighbour who has a boat for dolphin watching, a friend in the family who is a driver, and there is now a small network of available drivers and guides , 1 of the drivers also has a website, this website also has a lot of information about trips in the north (in abbreviated form, and based on this document, www.baliramatours.com).

Since I do have some contacts in Lovina, I may be able to help you book a hotel, map out a few routes in the Lovina area, but also with transport to other parts of Bali.

The document is updated every time with new information. I don't earn anything from this and it's a free promotion for Lovina, I only make the contacts, the rest is handled with the people themselves, who try to make the stay as pleasant as possible for the guest in the hope that you might have another time comes back.

This document describes Lovina and the north of Bali with the aim of creating a document based on experiences and not a general story.

Please do not share this document it with others

Translated with Google, apologies for not being in perfect English

Comment on Covid-19

Obviously the pandemic left its tracks also here in Lovina where times have been bad and people try to cope and get through the pandemic. Most information is based on times before the pandemic so not all information will be correct although try to keep it up to date as much as possible.

Please do not share this document it with others

Translated with Google, apologies for not being in perfect English

Table of contents

Introduction to Lovina	1
The purpose of this document	3
Comment on Covid-19	4
Explore the north of Bali	9
<i>The Holy hot springs or “Air Panas Banjar”</i>	9
<i>Banjar Buddha Temple</i>	10
A code of conduct for the visit to a temple and to Bali in general	10
<i>Munduk Waterfall</i>	12
<i>Labuhan Kebo waterfall</i>	13
<i>Melanting waterfall</i>	15
<i>Kubu Kopi, Munduk - coffee stop</i>	17
<i>Buyan and Tamblingan Lake</i>	17
<i>Pura Ulun Danu Bratan</i>	18
<i>Bedugul</i>	19
<i>Bloomsgarden</i>	19
<i>Warung Wadesa</i>	20
<i>Warung Bli Wayan</i>	22
<i>Waterfalls in the north of Bali</i>	23
Munduk, Tamblingan and Buyan Lake (Twin Lakes), Strawberry stop, Busungbiu	24
<i>Golden Valley waterfall</i>	25
<i>Strawberry Stop</i>	27
<i>Busungbiu</i>	29
<i>Pura Ulun Danu Tamblingan</i>	30
Lovina = Dolphins	31
<i>Snorkelling in Lovina</i>	32
Beautiful fish (closed for business at the moment)	33
Visit a local silversmith	35
Arum Spa	36
Banyuatis coffee factory	37
Photoshoot in Balinese clothes	38
Charities in Lovina	40
<i>Bank Sampah Kaliber</i>	41
<i>Global Village Foundation</i>	45
<i>Teratai Dharma Centre</i>	49
<i>Window(s) to the world school</i>	55

Please do not share this document it with others

Translated with Google, apologies for not being in perfect English

Penimbangan Beach (turtle conservation)	59
PP (Pantai Penimbangan)	62
<i>Warung Kasih</i>	63
<i>Warung PP</i>	64
Pantai Camplung – Warung Camplung Foodies	65
Kejapa Coffee and Bamboo Handicraft, Tigawasa	67
Desa Sidetapa (Bali Aga Tour)	69
<i>Programme for visiting</i>	71
Transport	73
<i>Drivers with car</i>	73
<i>Renting bicycles (mountain bikes)</i>	75
<i>E-bikes for sale and for rent (CURRENTLY NOT AVAILABLE)</i>	76
<i>Various trips from Lovina</i>	78
<i>Transport (only drop off or pick up)</i>	78
Toko Rejeki en Warung Lemongrass	79
Shops ("shopping")	82
<i>Cash withdrawal at the ATM</i>	82
<i>Bakeries in Lovina</i>	83
Buda Bakery	83
Edicha Bakery	83
<i>Medical assistance</i>	84
<i>Optician</i>	84
<i>Dentist</i>	84
Singaraja	85
<i>Gedong Kertya library</i>	85
<i>The Chinese temple</i>	86
<i>Market in Singaraja</i>	87
<i>Koffietentjes en andere hippe zaakjes</i>	87
<i>Japans restaurant Shouri, Sushi and Tepanyaki</i>	87
<i>Warung Tomat</i>	88
Pantai Kerobokan	89
Beji Temple	91
Pura Meduwe Karang	92
Sekumpul waterfall	93
Sekumpul Accommodation, Restaurant and homestay	96
Sekumpul Restaurant and spices	97

Please do not share this document it with others

Translated with Google, apologies for not being in perfect English

Hiking and trekking	98
Desa Sekumpul	98
Pura Dalem Jagaraga	99
Banyumala waterfall	101
<i>Going there with the motor bike</i>	103
Jembong waterfall	105
Banyu Wana Amertha waterfall	107
Pucak Manik waterfall	110
Gitgit Waterfalls	112
<i>Gitgit waterfall (Gitgit 1)</i>	112
<i>Gitgit Twin Waterfall (Gitgit 3)</i>	114
Sambangan waterfalls (Aling Aling)	116
Trekking Ambangan	118
Mayong Cultural Walk	122
Pupuan	124
Bendungan Titab Ularan	125
Jatiluwi rice terrace	126
<i>Batakaru temple</i>	128
Snorkelling at Menjangan Island	130
Sangeh Monkey Forest	133
Places to eat in Lovina	136
<i>Barclona Lovina</i>	136
Bungalows for rent	136
<i>Coffeenosky</i>	138
<i>Global Village Kafe (temporarily closed)</i>	142
<i>LaMadre Restaurant (temporarily closed)</i>	143
<i>Jaring Kitchen & Drinks (only open at request)</i>	144
Jaring Kitchen & Drinks cooking class	146
<i>Mentari Lovina Bar & Kitchen</i>	147
<i>Restaurant Dewa Dewi</i>	149
<i>Seabreeze</i>	150
<i>Semina Restaurant</i>	151
<i>Warung Ayu</i>	152
<i>Warung Billy's by the Sea</i>	152
<i>Warung Ikan Bakar Sindhu Segara (closed)</i>	154
<i>Warung Kunyit Bali</i>	156

Please do not share this document it with others

Translated with Google, apologies for not being in perfect English

<i>Warung Le Minerale</i>	158
<i>Zakia's kitchen</i>	159
Krisna (currently only open in the weekend)	161
<i>La Costa Beach Lounge and restaurant</i>	161
<i>KrisnaOsea waterpark</i>	162
<i>Other Krisna locations</i>	164
Bars	165
<i>Center of Kalibukbuk</i>	165
Lumbung bar and restaurant	165
Warung Mu	165
Poco Bar	165

Translated with Google, apologies for not being in perfect English

Explore the north of Bali

In the north of Bali and thus in the surroundings of Lovina can make several trips, this trip is called the Lovina tour, there are day trips (600,000 Rupiah) but also a trip for a morning (300,000 Rupiah) and one can combine all the possibilities, but only if they are not logical because of the distance.

The Holy hot springs or “Air Panas Banjar”

In the village Banjar, a 20 minute drive from Kalibukbuk, there are hot springs, they are located in the middle of a flowered garden and it is a nice place to relax. The volcanic spring water is 37°C. The sulphurous, the healing for rheumatic disorders and skin complaints. Also if you are healthy of body and soul this is a good place to be. The healing water throws herself out of the mouths of eight stone naga (mythical creatures) in the first bath. From there, it flows to a second bath to three meters high as a massage jet to come down in the third bath. There is a small entrance fee of 20.000 Rupiah, unfortunately as of November 2021 you also need to scan a QR code.

There are changing cabins and showers and there are lockers available. The water is nice and warm. Make sure that you do not have new swimwear, the water of the hot spring contains particles which can colour the swimsuit a little orange. (Don't go there in the weekend because then it will be very busy with local people, unless you like that off course).

There is also a restaurant where you can have a drink and something to eat.



Please do not share this document it with others

Translated with Google, apologies for not being in perfect English

Banjar Buddha Temple

Not far from the hot spring is the largest Buddhist temple on Bali. In Bali they call it the "Brahma Vihara Ashmarama", it was built in 1969 and it is located in the hills of the village of Tegehe, (Banjar area) about 25 minutes from Kalibukbuk. From the temple there is a beautiful view over coastal strip of Lovina. The temple is built according to Balinese architecture but by the many statues and details it is really a Buddhist Temple.

Recently, the renovation has been completed and there are new statues and temples.

In the back of the complex is the small version of the Borobudur, where the real one is located in Yogyakarta area on Java and is used as a meditation room.



Because of this renovation there is a small entrance fee of 20.000 Rp, the sarong which is available free of charge, you must never enter a temple in shorts or with bare legs or bare shoulders, (this applies to all Balinese temples).

There are new statues placed after the renovation of the temple, also the gate is new.



A code of conduct for the visit to a temple and to Bali in general

If you want to visit a temple compare it with a visit to a church where it is expected that one behaves normal. Both men and women can only enter a temple wearing a sarong. It is not allowed to enter a temple for women when they are having their period. Respect the Balinese and their culture, then

Please do not share this document it with others

Translated with Google, apologies for not being in perfect English

this is also done with you. It may be tolerated in the south, the north is not so affected by the tourism that the people here are ok with the fact that tourist will walk around not wearing a shirt, it is not appreciated. Also topless sunbathing is not appreciated, although the Balinese will never say something, they don't think it is appropriate.

Please do not share this document it with others

Translated with Google, apologies for not being in perfect English

Munduk Waterfall

About 30 minutes further, there is an village called Munduk, a nice trip through the mountains leads you to a beautiful waterfall, it is a walk of 500 meters down via a well accessible path, mostly easy to do. It is a nice walk through the jungle, all kinds of flowers are growing here. In short, a wonderful hike and also the beautiful flowers are very much worth the effort. Entrance is 20.000 rp



Please do not share this document it with others

Translated with Google, apologies for not being in perfect English

Labuhan Kebo waterfall

It is also possible to skip the Munduk waterfall and before you buy the ticket take the road on the left and take a walk to 2 other waterfalls, the Labuhan Kebo and the Melanting waterfall, these two waterfalls are less known and therefore much quieter with visitors. The two waterfalls are located further in the village of Gobleg, from the Munduk waterfall it is a beautiful hike of +/- 25 minutes through the green nature, the entrance is 10,000 rp at both waterfalls.



You will come across the Labuhan Kebo first, the road to it is not too difficult and is doable, and if you look around you can also see everything growing, cloves, coffee and nutmeg



Labuhan Kebo has quite a few stairs down, on a path which is not very good and there is often no handrail, there is also 1 difficult point where you have to be careful but once down it is very worthwhile.

Please do not share this document it with others

Translated with Google, apologies for not being in perfect English



You don't have to cross the rickety bridge but you can stay on the left side of the water and walk towards the waterfall and if you want a refreshing shower you can do that as well.



Then the way back up is quite tough, but if you also go to the Melanting waterfall afterwards, the Labuan Kebo is a much easier.

But like said before, take the time to visit these waterfalls, you will come across such beautiful things along the way.

Please do not share this document it with others

Translated with Google, apologies for not being in perfect English

Melanting waterfall

When you come up again at the Labuan Kebo waterfall you can turn left and continue on the road, the road is already going down, then the stairs start and there are many of them. The Melanting waterfall is very tough one (especially when you go back up again) but also because the stairs are bad, sometimes they are very small or the height difference is just too big to make a normal step, after a while you come to the place where you have to buy a ticket (if there is anyone) also here the entrance is 10.000 Rupiah and the further you go down the more beautiful it gets, you see the most beautiful flowers on the way and the nature is beautiful but there also the necessary natural obstacles.




Take some time to visit these waterfalls because as said Melanting waterfall is a tough hike down and be careful where you walk, back up is quite hard.



But also here once you come down to the waterfall it is very worthwhile, and there are plenty of beautiful things to see along the way. What is also advisable to bring a bottle of water with you because only when you go back up to Munduk you will come across a warung and it is quite a bit of climbing and walking.

Please do not share this document it with others

Translated with Google, apologies for not being in perfect English



Please do not share this document it with others

Translated with Google, apologies for not being in perfect English

Kubu Kopi, Munduk - coffee stop

After the hike, it might be time for coffee, this can be done a few kilometres down the road, here is a lovely business called Kubu Kopi, a place where you can drink coffee (the coffee that is processed there) and local pastries like Kue Dadar, a span biscuit with coconut and palm sugar. Above the restaurant section there is a large garden where all kinds of spices are growing, cinnamon, vanilla, pineapple, cacao, coffee beans, and much more. You can visit this garden with an employee of the restaurant who speaks English very well. Walking through the garden, she explains it all.



Buyan and Tamblingan Lake

Also referred to as the Twin Lakes, located close to Bedugul, this area is a tourist attraction (also for local tourism, many Balinese are going camping in the weekend), the road from Munduk gives a wonderful view of the two lakes and the surrounding mountains.



One can also do excellent trekking through the surrounding "jungle", it's not really a jungle more a forest. There are local organizations that can provide more information, please check the [website](#). There are in this area is also comfortable hotels to stay in for example the [Danau Buyan hotel](#). Of course there are more hotels and hostels in the area.

Depending on the time you can choose to have lunch in Bedugul, this area is famous for its strawberries and there are several restaurants serving all sorts of dishes where the strawberry is the ingredient, think of strawberry milkshake or a pancake with strawberries.

The surrounding here is wonderful, you can choose to return back to Lovina, or take the road along the Gitgit waterfalls, you can also visit the Pura Ulun Danu Bratan (better known as the water temple) or the local fruit market in Bedugul.

Translated with Google, apologies for not being in perfect English

Pura Ulun Danu Bratan

The Pura Ulun Danu Bratan is a Hindu temple located in Lake Bratan. It is a beautiful large park with many plants and flowers and a special immense tree. There are several temples. It has also become a tourist attraction, so it is best to go there early so that it is still quiet because when the buses are dropped full of tourists, the peace is over, entrance 50,000 rp. It lies at an altitude of 1200 meters and the climate is therefore cooler and it may be cloudy in the afternoon.



The park around it has now also been expanded because if you walk past the temple, a kind of walking route has been made along the lake, there is also some catering.



Please do not share this document it with others

Translated with Google, apologies for not being in perfect English

The temple is dedicated to the goddess Dewi Danu, the goddess of the water, lakes and rivers. This lake plays an important role in the irrigation of the environment.

The complex was built in 1633. It is spread over several islands. The Meru, with eleven roofs, is dedicated to Shiva and his consort Parvati. Buddha (as the reincarnation of Vishnu) also has a place in the Hindu temple of the gods. Lake Bratan is known as the "holy mountain lake", the area is very fertile.

Bedugul

A bit further away is the town Bedugul here you have a lot of local warungs and the local fruit market is also nice to visit, the area is known for growing strawberries which are on the market for sale, you can find all kinds of fresh fruit there.

Bloomsgarden

[Blooms Garden](#) is an attractive travel destination for tourists, especially domestic tourists who love flower gardens and that's what it is a large flower garden and set up for the domestic tourist and school children with the aim of educating them about flowers, with many places where you can take selfies.

As far as the foreign tourist is concerned, this may seem a bit fake, there is a (failed) miniature of the Marina Bay Sands hotel in Singapore and there are 2 windmills.

It is nicely laid out and nice to visit and have been there, but that is different for everyone.

The entrance fee is only 40.000 rp just go and see for yourself.



Please do not share this document it with others

Translated with Google, apologies for not being in perfect English

Warung Wadesa

This warung or actually a restaurant is located on the road from Singaraja to Denpasar, in the village of Batunya (Baturiti), see [Google Maps](#) for exact location and is aimed at the local population. The warung is located in a strategic place on the road that runs to the north, so if you go to Lovina there is a very good chance that you will pass it. More information can be found on [Facebook](#).

The special thing about this warung is that they have 16 different types of coffee beans from the different coffee areas of Bali and in this way support the local coffee farmers. And in addition to an extensive menu card, there is also a very extensive coffee card and all possible coffee variations that are imaginable are served.

Another special feature they serve draft Bintang. The motto is “share, relax, eat” and everyone is welcome, behind the warung are some swings and other play equipment (ideal for children), there are modern toilets and was opened in February 2021.




A number of wooden houses (joglo) are currently being built that will become available for rental at a later stage. In the surrounded field they grow strawberries and if you want something with strawberries you can pick them yourself. The intention is that this really becomes a place for everyone.

Please do not share this document it with others

Translated with Google, apologies for not being in perfect English

Also very suitable place to have meetings/parties with bigger groups as they have recently made an extra space available for just that.



Please do not share this document it with others

Translated with Google, apologies for not being in perfect English

Warung Bli Wayan

On the long road to Mengwi which starts from the north when you have passed the first shortcut and the mountains there are many possibilities for a stop, if you come from the north you will find the left side of the road at the beginning of the long road Warung Bli Wayan, this is a new warung and opened sometime in 2021. Click [here](#) for the exact location.

It is a local warung and therefore with local prices, the warung is a glass building and there is a possibility to sit inside but there is a beautiful large terrace behind the warung which gives a nice view over the valley so with dry weather great to sit outside, it is already quite high so it is already a lot cooler and with clear weather it is a beautiful view.



More information can be found on [Instagram](#).

Please do not share this document it with others

Translated with Google, apologies for not being in perfect English

Waterfalls in the north of Bali

There are many waterfalls to visit in the north, the most well-known is probably GitGit, these falls are a popular destination for tourists and are well visited probably because all the tour operators will take the tourist there, for a more detailed description see the story on Gitgit Waterfalls, but there are many more waterfalls which are probably much nice in comparison with Git Git, more information about the other waterfalls is found elsewhere in the document. A few options : Banyumala waterfall, Labuhan Kebo waterfall, Melanting waterfall, Banyu Wana Amertha waterfall, Pucak Manik waterfall, Sambangan waterfalls (Aling Aling), Jembong waterfall and Sekumpul waterfall.



Please do not share this document it with others

Translated with Google, apologies for not being in perfect English

Munduk, Tamblingan and Buyan Lake (Twin Lakes), Strawberry stop, Busungbiu

Munduk is a large area with many small villages, this is an article about a trip through the area.

From Lovina on your way west and then turn left through the centre of Seririt, busy street with the market and straight ahead into the mountains and drive through Desa Ringdikit. And soon you drive in the mountains with beautiful views. You drive through villages like Rangddu, Mayong, Gunungsan and Kayaputih. Desa Munduk is famous for its many coffee plantations in the region.



And in the meantime you're going higher and higher, there are a lot of homestays here.

Following the road you come across the waterfall sign, you have to drive a little further and take a walk down the path.


Please do not share this document it with others

Translated with Google, apologies for not being in perfect English

Golden Valley waterfall



It is not a big waterfall but the walk to it is a challenge especially when you go back, but there is an Eco cafe here, so you can prepare well for the climb up. During the walk that goes straight down you see the most beautiful things.



Please do not share this document it with others

Translated with Google, apologies for not being in perfect English

You go over a bridge of bamboo and can enjoy the coffee at the Eco Cafe, tip: Take the pisang goreng and the Lak Lak (Balinese cake with coconut, dip in the palm syrup) the (Bali) coffee is a mix of Arabica and Robusta beans, the cafe grows and does the coffee process itself. You can walk further from here to another waterfall, there is a map on the wall at the cafe.



After the stop with the waterfall in the background you have to go back and that way goes up steep so you have to do some climbing. We then follow our way and eventually you arrive on the road that leads past the Twin lakes, then the road down towards Pancasari.

The long road to Bedegul you drive through Pancasari, close to the local market on the right you see the sign Bali Bike Park, here you can rent bikes and make a bike ride in the area. When you drive in and follow the road to the end, you come to a camping / recreation area located at the shores of the lake, this is a famous area for the Balinese families and youth to camp there.

Please do not share this document it with others

Translated with Google, apologies for not being in perfect English



Strawberry Stop

After visiting the recreation area at the lake, drove towards Bedegul, on the right side you will find the [Strawberry Stop](#) in the village of Candikuning, click [here](#) for the exact location.

This is a restaurant where almost all dishes are related to strawberries, such as pancake with strawberries, strawberry shake, strawberry juice, but there are also other small dishes on the menu such as a sandwich and omelette. The strawberries are grown behind the restaurant and the part behind the restaurant is a beautifully landscaped exotic garden, there are many beautiful flowers.



Please do not share this document it with others

Translated with Google, apologies for not being in perfect English

In the garden you also find a kind of green house with tables and seats surrounded by beautiful flowers, also here you can sit and have you food and drinks.



Please do not share this document it with others

Translated with Google, apologies for not being in perfect English

Busungbiu

Of course you can go back to Lovina via GitGit waterfalls, we drove back the same way via Desa Kekeran, and took some extra drive for the view over the rice fields of Busungbiu enjoying the beautiful view with drinking coffee at a local warung, eventually we drove back via Desa Rangdu and Desa Sulanya to Kalibukbuk.



Translated with Google, apologies for not being in perfect English

Pura Ulun Danu Tamblingan

Not to confuse this with Pura Ulun Danu Bratan, this temple is located on the south west side of Lake Tamblingan (see [Google maps](#) for exact location). A donation is requested as entrance to the area and is actually on the shore of Lake Tamblingan.

The name Tamblingan comes from two words in Balinese, namely Tamba meaning medicine and Elingang meaning memory or spiritual ability. In Lontar Kutara Kanda Dewa Purana Bangsul, people in the area were reported to have been hit by an epidemic. As a way out, someone who had been purified then descended into the small lake below the village to fetch water for medicines. Thanks to his prayers and spiritual skills, the water was then used as a medicine and was able to heal the villagers. The words Tamba and Elingang gradually became Tamblingan.

It is unclear exactly how old the temple is, but there are stories that the temple was built in the 10th century.

Lake Tamblingan is one of twin lakes that forms a large caldera. In the east there is Buyan Lake, in south east direction you will find the Beratan Lake. Flanked by the surrounding forest and because of its location in the mountains, the climate is cooler.



Pura Ulun Danu Tamblingan is located on the shore of Lake Tamblingan and during the rainy season the water of the lake can rise so that the temple is in the water. There are many temples in this part and it has a mythical appearance (see [Google maps](#)).

It is a popular destination for Balinese people to take their engagement or wedding photos here and a few kilometres away from the more popular temple in Lake Beratan.



Please do not share this document it with others

Lovina = Dolphins

Lovina is famous for spotting dolphins, some people also say chasing dolphins and sometimes (in high season) it might be true, but it also has something spectacular to watch these dolphins swim around in the open sea. Dolphins are intelligent animals and if they don't like it they would swim a different route, I personally think that dolphins play more with the people than the other way around and spotting dolphins is so much better than having them bassin of salt water with a lot of chemicals or somewhere held in detention and trained to swim with people and to do tricks. That said, this "adventure" can also be arranged, as mentioned in the introduction, my neighbor has a boat that can take care of this and can accommodate a maximum of 5 people. Get out of bed early because at half past six you have to be on the beach (at Starlight hotel) although it can also be later and it is also possible to be picked up at your hotel.



The prices for spotting the dolphins and for snorkeling are in the table on the next page. It is wise to make an exact price agreement when you make the booking.

At 6 o'clock in the morning the sunrise can be described as spectacular, but it will also be busier with boats (especially in high season), and if you go later it is possible that you will not see any dolphins (never happened though to my experience) but it can also happen that you are almost alone and see a lot of dolphins, it is simply not predictable. The dolphin trip can be combined with a snorkel trip, life jackets and snorkel goggles are available or just indicate in advance that they are needed.

The prices for spotting the dolphins and for snorkeling are in the table on the next page.




Translated with Google, apologies for not being in perfect English

Dolphin	Price with		Snorkeling	Price	Dolphin and snorkeling	Price
<i>Number of people</i>	<i>Leaving at 6 am</i>	<i>Leaving 7.30 am</i>	<i>Number of people</i>	<i>At any time you want</i>	<i>Aantal personen</i>	<i>At any time you want</i>
1	100.000	100.000	1	100.000	1	150.000
2	100.000	100.000	2	100.000	2	150.000
3	90.0000	100.000	3	100.000	3	150.000
4	90.000	100.000	4	100.000	4	125.000
5	80.000	100.000	5	100.000	5	125.000

You can contact Made Sira directly on WA +62 877-6254-4521 or I can contact him for you.

Snorkelling in Lovina

You can also do some snorkelling in Lovina, there are different locations where you can do this, and these pictures were taken in the coral reef in front of Adirama hotel.



Recently there have been projects along the north coast where they put structures on the seafloor. It is the idea that this will attract the fish.

Please do not share this document it with others

Translated with Google, apologies for not being in perfect English

Beautiful fish (closed for business at the moment)

It is also possible to go with a more modern boat, Made Rudita has such a boat, the advantage of this boat is that it is faster (due to the two 40 HP outboard engines) and because the boat is higher and you can sit on the front point of the boat you can see the dolphins swim under the boat and you can see them up close. Also for older people boarding is easier and the boat is more comfortable than the traditional boats.

Made has been doing this for 30 years and he has a lot of experience, and before he also had a traditional boat but since about 10 years he has a modern boat which is very different than the traditional boats.



Because the number of boats has increased dramatically in recent years, Made decided to leave later by the time other boats return Made leaves and that is around 7.30 am, also depending on what time you want. In the high season when it is busier he goes at a later time, around 8 am and the dolphin spotting trip can take almost 3 hours, of course it is up to you for how long you want to go. You can also choose to combine dolphin spotting with snorkelling.

Two trapezes are attached on the side of the boat and you can hang on to it and watch the dolphins with snorkel goggles. Like others he does not chase after the dolphins with great speed, but he keeps floating around until the dolphins have passed.

A maximum of 8 people can join, you can sit under the roof (out of the sun) but also at the front of the boat and this is very nice because you see the dolphins swim under the boat because you sit higher than in the traditional boat.

It can happen that you take the trip with other people that also depends on how many people there are.

Translated with Google, apologies for not being in perfect English



Except spotting the dolphins, you can also take a snorkel trip, Made knows the good snorkelling spots and snorkelling is very nice thing to do when you are in Lovina, a good place is with the coral reef of the Adirama hotel.



In consultation it is possible to be picked up by Made, the normal boarding place is on the beach at Warung Nemo in Kalibukbuk.

Prices:

Dolphin tour is IDR 300,000 per person,

Snorkelling is IDR 250,000 per person.

Snorkelling and dolphin spotting is IDR 500,000 per person and these prices are fixed and non-negotiable.

Life jackets and snorkel gear are available in the boat.

Reservations are recommended, especially in the high season.

See other reviews about Beautiful Fish on [Tripadvisor](#).

For more info please check the [website](#) of Beautiful Fish, this website is available in different languages.

Contact information and reservation:

Made Rudita via Whatsapp : +62 (0) 813-3751-0300

Please do not share this document it with others

Translated with Google, apologies for not being in perfect English

Visit a local silversmith

Silver jewelry is a much sold item in Bali, of course you have the Sarawasti and Best to Budha silver shops and that is all fine. It is also possible, when you are in Lovina, to visit a local silversmith, with Kusuma Silver they have a large collection of silver jewelry, it is also possible to have jewelry made according to your own design.



It is a shop / workshop at the house, located on the left, in a side street in the village of Kalibukbuk. In the display case there are many examples, prices are not set, but that is a matter of visiting the store and see if there is something that suits your taste and of course good bargaining, it is all real (925) silver. The people speak poor English so it would be useful to bring someone who can help you translate.



Kusuma silver

Jalan Damai, Gang Jempiring No. 1

Desa Kalibukbuk – Lovina

Phone: 085 3376 33542 (ask for Baruna)

Translated with Google, apologies for not being in perfect English

Arum Spa

Jalan Mawar

Kalibukbuk

There are many massage salons and spa in Lovina in all shapes and sizes, Arum Spa is one of them and falls into the somewhat more luxurious category. Arum Spa opened in May 2018 and can be found right at the beginning of Jalan Mawar in the center of Kalibukbuk, on the right-hand side of the traffic lights and is located at the former location of Araminth Spa, there the team also had their training and since May 2018 they started for themselves. The Arum Spa team is therefore experienced and have been active in the massage industry for several years.

It is a beautiful large spa with several separate rooms that are private, in each room there are 2 comfortable massage tables with a head rest at the head end and this is very relaxed.



There is an extensive "menu card" of available treatments and massages.

For the massage, the feet are rinsed in a bowl of water and flowers, after the massage one gets the opportunity to relax with a cup of tea and fresh fruit, for this they have a special place.



Discuss with one of the masseuses (Ira) what the wishes are, then it is clear to them, one likes a firm massage and the other likes more of a relaxing massage. They speak English well, and there are many possibilities, including facial, hair, and nail treatments can be done here.

More information can be found on [Facebook](#).

Please do not share this document it with others

Translated with Google, apologies for not being in perfect English

Banyuatis coffee factory

Jalan Raya Seririt Singaraja, Pemaron

Phone : 0362 24095

Interested in visiting a factory where coffee is roasted and processed?

That is possible in Lovina, because at the Jalan Raya Seririt - Singaraja (next to the immigration office) in the village of Pemaron is the factory where Banyuatis coffee is roasted and processed.

The host of this tour will be lady who sits behinds the reception and of course you get coffee, when you finished the coffee you will get a tour through the factory, there is also a coffee shop where you can try all nice variations of the coffee. The tour does not take hours but certainly interesting to see.



The history of Banyuatis coffee goes back to 1800 where in the village Banyuatis (near Munduk) the coffee was growing, it is a family business because it has been passed from generation to generation and in 1950 the first Balinese coffee shop was opened in Banyuatis, this still seems to be there. In 1975, a factory and roasting factory in Pemaron was opened and from that time it went fast, they brought different types of coffee on the market, on the [website](#) one can find the whole range.

It is therefore possible to get a tour of the factory and learn more about the Banyuatis coffee, it is not a super-large factory, estimating the number of people in the factory on 30, who do the roasting process, and packing the coffee, there are some machines but it is a lot of manual work, there are also a number of people who do the marketing and sales.



Of course one can also buy coffee on the spot, but is certainly not required, there is also a coffeeshop where they make all variations of coffee drinks.

Opening hours: from Monday to Friday from 8 am to 4 pm and Saturday from 8 am to 1 pm, lunchtime is from 11-1, during the lunch the factory is closed. If there is interest in a tour, you can send an email to: Sales@kopibanyutis.com

Please do not share this document it with others

Translated with Google, apologies for not being in perfect English

Photoshoot in Balinese clothes

Toko UD.PAS

Jalan Arteriwico

Celuk Buluh

UD. PASTM

In Bali are many tailors, true artists sometimes, in the village of Celuk Buluh (click [here](#) for exact location) there is such a tailor, where in addition to traditional clothing they also make other things such as curtains, bed cover, cushions, regular clothes etc.

And when you want to get some new clothes, just bring an example, choose the fabric and they will make it for you all according to your wishes, when the fabric is not in stock they can order this.



At this shop, it is possible to rent the traditional Balinese clothing for a special occasion, for example when you celebrate a birthday or a wedding anniversary and would like to have your picture taken as a memory.

The traditional Balinese clothes for man and woman is different, for a woman this is a sarong and kabaya and for a man it is a sarong, a safari (this is a traditional Bali shirt) and an udeng (this is a traditional headwear), the same applies for children. The cost of hiring this traditional clothing is Rp 90,000 per set.

Please do not share this document it with others

Translated with Google, apologies for not being in perfect English

You need to come to the store to choose which outfit you would like to rent and if necessary transport can be arranged for about 50,000 Rp, depending on where you stay). If you have transport, a route description can be provided.

With this clothing you can go to, for example, the beach or to the village temple to take the pictures, and you can do this with your own camera (to avoid the cost of a photographer), but a professional photographer is available on request (for an additional fee of course).

It is also possible to rent a traditional Balinese wedding costume (see picture on the right), this brings additional costs since the wedding costume and, in particular, the accessories are more expensive, price need to be negotiated.

During this event there will be someone present who can help you with the English language.

If you are interested in a photo shoot in traditional clothes, send me a message via Messenger.



Please do not share this document it with others

Translated with Google, apologies for not being in perfect English

Charities in Lovina

In Lovina there are a number of foundations that I would like to bring to your attention through this guide.

Bank Sampah Kaliber

Global Village Foundation

Teratai Dharma Centre

Window(s) to the world school

Translated with Google, apologies for not being in perfect English

Bank Sampah Kaliber

Their slogan is: "Mekedas, mepilah, mebayah", translated from Balinese "Cleaning, sorting and being rewarded".

A special foundation that exists almost 2 years, located in the village of Banyualit on the site of the family that manages the bank.

Design and purpose?

Set up 2 years ago with the idea of contributing to a cleaner environment. The idea to make the residents of the village aware what they do with their (plastic) waste, and that if they do it in the right way they can get money for this as well, this is also a motivation for the people in the village.

The intention is that the people bring their plastic waste to the collection point of the bank, on the basis of the weight they receive a small fee that is deposited on a bank account, this way is a motivation to earn some extra, even if it is not a mega amount, for many people 10,000 rp is already a meal.

For a kilo of plastic or cola cans they get 1000 rp per kilo.



How many people are using the Bank Sampah now?

Approximately 300 people come to bring their plastic waste on a regular basis, there is also a pickup every Sunday driving through the village and the bags with plastic waste are collected at the people's home.

Target audience

The target group is the people who live in the village of Kalibukbuk (Banyualit and Celuk Bulung are part of the larger village of Kalibukbuk) to show them that if you deal well with waste, it provides clean streets and money.

What does Bank Sampah want a tourist to read about Bank Sampah?

That the problem of the waste is recognized, and that there are also residents who think this is important and the Bank Sampah have set up to motivate other people in the village but also people

Please do not share this document it with others

Translated with Google, apologies for not being in perfect English

in other villages in Bali because you see more and more initiatives elsewhere in Bali where the residents establish a Bank Sampah.

They also want to motivate the tourist and the foreigners who live here, have a hotel or something, to take the problem seriously and to participate in the program.

Collaborating with other charities in Lovina?

Bank Sampah Kaliber collaborates with various organizations such as the Window to the World school and the program they are running, the Green Rangers. They pick up the plastic if there has been an event at WttW and also give regular lectures and complete the Green Rangers program with information about plastic recycling and share their knowledge with the children of the Green Rangers project.

They also go to schools to give lectures and information about the waste problem and how the children can help create a better and cleaner environment, they organize in collaboration with the schools a cleaning action on the beach (where 160 kg of plastic waste was collected) but not only on the beach in the village itself.



They try to motivate the students to tell in class when they see another student throwing something on the floor, yes this is a form of telling bad and that is not fun, but it does result in the student in question being embarrassed and will not do it again.

In the weekend the children are invited to come to Bank Sampah, to teach them how to deal with plastic and other waste, but it is also a kind of homework program where children can do their homework and learn to work together in projects about the environment. They do not have to pay anything for this, they only have to bring a bag of plastic waste.



There is also a collaboration with the prison in Singaraja where the prisoner get recycled material with which they can make beautiful things such as a boat of coke cans, or baskets of plastic waste, all these products are then sold at special events such as the annual Lovina Festival being held in September.

Please do not share this document it with others



They also supply material to the creative heart foundation, this is a foundation that works for children with concentration problems (ADHD) and in the afternoon after school they are taken care of where they can be creative with recycled material, for example the painting of bamboo which can be used as decoration.

Finally, they also help the people of the environmental department of the Buleleng region to set up other banks in other villages.

Support

The Buleleng region is a good support for the Bank Sampah, the region has provided them with a pick-up truck so that they can also collect the waste from the people on Sunday.

Can you visit the Bank Sampah?

The employees of the Bank Sampah all have a job or are still studying, so it is not possible to drop by, it is wise to make an appointment preferably at the end of the day after 4 o'clock. Please contact Kadek Arsana, he is the spokesman for the Bank Sampah, this can be done via Whatsapp (+62 817 9719 105) or via email: Arsana_Nirwana@hotmail.com

Donations?

Donations are always welcome because one thing is sure, the people who are committed to this project do not make any money with this, they are all unpaid volunteers. If you want to help and support the bank then buy one of the products made by different people, or buy some rice bags (5.000 rp each) so that they can distribute them to the people who collect their waste. Why in these bags? The Buleleng region collects the plastic and they would like to have it in these bags.

Volunteers

If there are people who want to help on a voluntary basis, they are welcome to contact and on Sunday morning to help collect the plastic waste at the collection point.

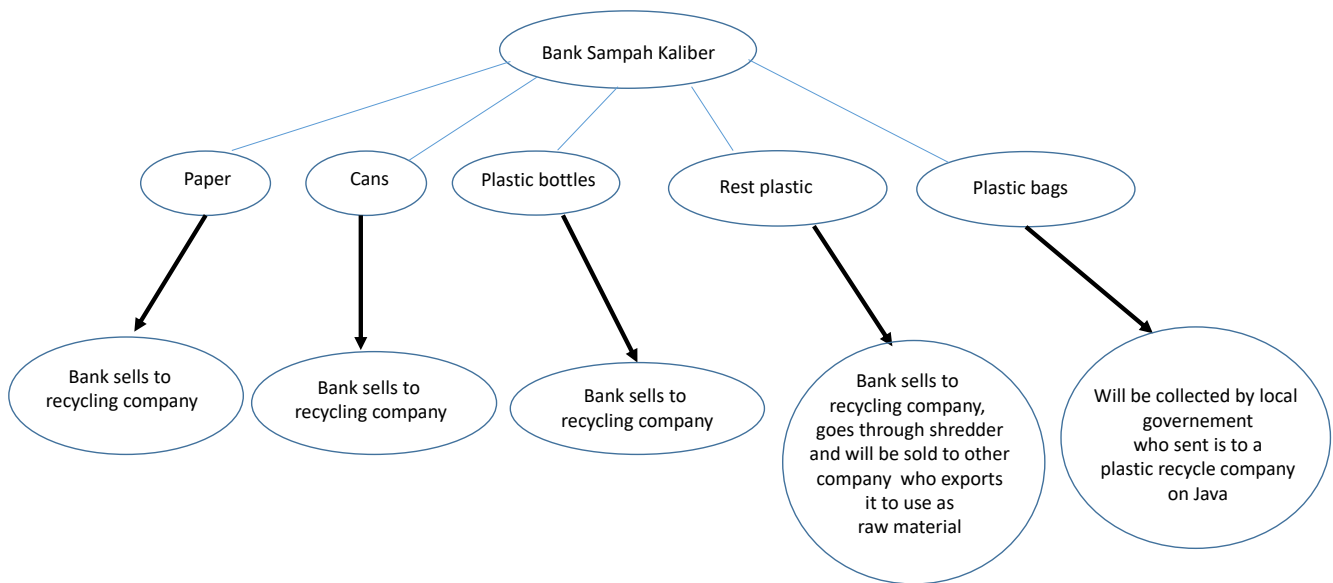
Translated with Google, apologies for not being in perfect English

What happens to the plastic?

When the plastic waste is taken to the collection point, it is separated into waste sorting, for example beer cans, plastic bottles, packaging material, or plastic bags. In the past they built a house of plastic bottles where only the frame is of iron.



There is a real trade in the box and the bank uses buyers. The process is as follows:



General information

Facebook : [Bank Samphah Kaliber](#) (in Bahasa Indonesia)

But if you want more information about this beautiful project, please contact Kadek Arsana, he can give you all the information.

Location of the bank?

Because the assembly point is located on the family premises, it is better to go to the office of Kadek Arsana. This office is called KSP Manunggal Tama and is located on the corner of Jalan Giri, opposite the school in Banyualit. (see [Google maps](#) for exact location).

Please do not share this document it with others

Translated with Google, apologies for not being in perfect English

Global Village Foundation

Mission: Helping Bali's less fortunate for a better future (disabled and the poorest).



Purpose and aim of the foundation?

The aim is to improve the quality of life of disabled and poor people (the focus is on North Bali, but they are active throughout Bali).

What does the Global Village Foundation do?

- Provides Wheelchairs & Mobility Aids for the Disabled
- Assists the sick with medication costs where possible, and transportation to medical facilities when required.
- Provides Food Aid & Food supplements for the malnourished and the hungry
- Finds school sponsors for children who are otherwise too poor to attend school.
- Provides Micro loans for the very poorest to start up small micro businesses
- Helps with housing improvements for the poorest families such as;
 - Installation costs for Electricity/water
 - Waterproofing and/restoration of simple homes.
 - Building toilets & bathrooms
 - Creating disabled access & facilities

How many people are helped by GVF?

It is difficult to say how many people have been helped in the past. There have been so many projects in recent years, but as far as the wheelchair project is concerned, more than 500 have already been handed out to disabled people in the past 3 years. The number of people who need a wheelchair is growing because every time they offer a wheelchair, other people hear about it and contact the team that they also need a wheelchair for a father or mother. Often they do not know where to go for help, so when they hear about the GVF they try it there. There is also a lot of information from the head of the village.

It is not only the people in the remote areas who are being helped but also in the alleyways of Singaraja, the foundation helps the elderly who have no family or a poor family with a disabled child, which only increases the problems because having a handicapped child is bad for the family, often families are rejected because they think it is bad for the family reputation, there is not only attention for the people there is also attention for nature and the environment, the [reef restoration project](#) is an example.

Target audience

People living in the remote mountain areas in North Bali, often these people are sick and in need of medical care (medicines) or is there someone in a family affected by a stroke and are paralyzed, then there is a need for a wheelchair.

Please do not share this document it with others

Translated with Google, apologies for not being in perfect English

What does GVF want a tourist to read about GVF?

The Global Village Foundation operates a “Not for Profit’ Coffeeshop/Restaurant in the centre of Lovina. It is a ‘Social Enterprise’ and it is the profits made by The Global Village Kafe that solely fund and support the everyday operating costs of the Global Village Foundation. Any additional profits generated by the Kafe fund the purchase of more Wheelchairs for the disabled, Medicines for the sick, and Food Aid for the hungry

The GVF is the largest distributor of FREE wheelchairs on Bali. Apart from funds received through the Kafe to buy wheelchairs, Global Village relies on Sponsorship, and individual donations to fund its wheelchair program, and other projects. Global Village Foundation is the largest distributor of free Children’s & Adult wheelchairs in Bali with their ‘Wheelchair Sponsorship Initiative’ and also through their partnerships with the Australian charity ([Wheelchair for Kids](#)), and the American charity [Mobility Worldwide](#).

Collaboration with other charities in Lovina?

The foundation works closely with [Stepping Stones](#) and the Teratai Dharma Center, and other reputable charitable organizations such as the [Solemen, Puspadi, Bunga Bali](#) all of which are based in Denpasar. Global Village has a good working relationship with many Village leaders and with the Government Social Services department for North Bali, in Singaraja. Global Village has an enthusiastic team of young (local) people who go to the villages to talk with the Village Heads, and local populations to see where help is needed and how this help can be offered.

Projects

On the [website](#) you can find a lot of information about the various projects that the Global Village Foundation has and of course all help is welcome here.

How can one help the foundation?

The easiest way is to visit, and support the Global Village Kafe to take breakfast, lunch or dinner at the kafe, because it is the profits of the kafe that finance the foundation, covering such general costs, for example; salaries of staff, transport costs (think petrol) and maintenance of the GVF vehicle).



Donations to the foundation are always welcome & can be made via the [website](#) using Paypal. 100% of all donations are used for project costs, such as medicines and wheelchair purchase. There is also a donation box at the Kafe.

Please do not share this document it with others

Translated with Google, apologies for not being in perfect English

The Global Village Kafe has a small handicraft area within the kafe, and has a lot of items on display which are for sale, and make great gifts to take home. By buying these articles you support the villagers who make them, and also the projects of the foundation.

The Foundation provides a transport service (bookable at the Kafe) which can bring you to all main destinations around Bali. Transport costs are fixed at standard going rate (no need to bargain) (but please order in advance because the car is also used for the work of the foundation). By using the transport service you are again supporting the foundation's mission.

Visit

Of course always you are welcome in the Global Village Kafe and as a sponsor, you can visit the project (for example, when you sponsor a wheelchair, you can join the team of the foundation that delivers the wheelchair and experience this yourself).



Volunteering work

When you have certain qualities, ideas or knowledge in this area you are welcome to come and talk, to make suggestions, but the foundation does not offer volunteer work (because of the administrative burden with immigration and not such good experiences in the past).

My own contribution

The fact that I include an article about this foundation in the document is not so strange, in 2016 I was already involved in a project by celebrating two anniversaries with a special age big time and not asking the guests for gifts but for money, with this we raised 600 euros and with half of this money (the other half went to another charity) a housing project was partly funded.

In short, the (hopeless) situation of a rice farmer living with his wife and newly born baby in a shabby hut of bamboo without plumbing or running water in a remote village in the mountains of northern Bali, in addition also had the care about his younger sister who was severely (mentally and physically) abused in her unhappy marriage so that she finally lost her way completely mentally, because of this (for her own good) she was chained to her bed.

Please do not share this document it with others

Translated with Google, apologies for not being in perfect English



This was the situation in 2017 and 15 months later, after many things had gone wrong, two stone houses were built with the help of the foundation and with the help of other donations, the sister had psychiatric help and was admitted in the psychiatric hospital in Bangli and after a stay of 11 months she could return to her new home, still not 100% (and still under the supervision of a psychiatrist), she is now healthy enough to continue her life with her family. The GVF tries to keep her busy by means of therapy and give her a new goal in life, she now makes all sorts of small items that are sold.



What I want to make clear is that help does not always have to cost (own) money, by celebrating our birthdays together we had to sacrifice our gifts for one time and given the result we (and everyone who has contributed by us to give money) are proud of the fact that we have been able to contribute to give these people a better living situation.

General Information

Website : <http://globalvillagefoundation.net/>

To follow the progress on projects join the Global Village Foundation on Facebook :

<https://www.facebook.com/groups/483715338762476/>

Join the [Global Village Community](#) and follow their activities and see how you can help.

Location

The Global Village Kafe is located on Jalan Seririt – Singaraja in the village of Kalibukbuk, see [Google Maps](#) for the exact location.

Please do not share this document it with others

Translated with Google, apologies for not being in perfect English

Teratai Dharma Centre

Teratai Dharma Center (TDC) is a rehabilitation center based in Lovina. Here an extensive and specifically developed physiotherapy is offered to the disabled and underprivileged children, up to the age of about 20 years. Think of children with, among other things, congenital abnormalities on hips, knees and feet. There are also children here with clubfeet, a physical disability that is common in Indonesia. The children rehabilitate at the foundation, among others, after a radical operation.



In addition to rehabilitation, various educational programs are successfully offered. There is also plenty of attention for sports, games, creative activities and guiding and / or offering work experiences. In order to gain internal work experience, we want to set up a social workplace.

The rehabilitation team consists of seven experienced therapists and assess which therapy is required, in collaboration with the hospital's rehabilitation doctor in Singaraja. Periodically a part of the rehabilitation team goes into the (mountain) villages to find the children and offer care and shelter. The children are thus taken out of their isolation. During the therapy the parents are involved and learned how to support their child.

The aim is to increase the self-sufficiency of the children, to provide the children with tools to achieve as dignified and independent as possible, to take a fully-fledged place in society. We do this by providing physical independence and by offering help to develop our own skills and confidence in order to be able to provide for their own maintenance, to be valued and respected in our own living and living environment.

Teratai Dharma Center (TDC) currently (January 2019) provides 76 children with therapy and in the last 15 years have already received over 800 children and provided with all kinds of medical devices, such as braces, plaster, walking frames, wheelchairs, crutches, own designed chairs to to modified scooters. But medical care is also provided by providing medicines and vitamins.



Good to know

In Bali, Hinduism is the most important religion with 93 percent. Worship of the ancestors and karma are primary here. Karma means everything we do, think or say, return to ourselves, is about the act and the consequences of that act. When the current generation behaves well, they provide good karma for the next generation. In Hinduism it is believed that having a child with an intellectual and / or physical disability is a punishment for the current generation. It means that the ancestors have done something bad. It is important for the parents to accept these children. They offer, as it were, their excuse for the bad that their ancestors have done. With this the bad karma of the ancestors is canceled. Unfortunately, this does not mean that all handicapped children in Bali are accepted and

Please do not share this document it with others

Translated with Google, apologies for not being in perfect English

taken care of. Many children are abandoned and left to their own devices and / or live in isolation and that is even more true if they live in the higher areas of Bali.

Holiday and visit

If during your holiday you are in Lovina and want to visit a charity, we invite you wholeheartedly and without obligation to visit the Teratai Dharma Center. To see and learn about the wonderful work of this foundation. How with very limited resources and tools very beautiful and effective tools are made in the materials workshop the so-called Toolshop. How the entire Balinese team with its rich experience, knowledge, enthusiasm and drive is engaged in the physiotherapeutic treatments to increase the self-reliance of these children with a disability.



Non-profit and reward

Teratai Dharma Center is a non-profit organization, is not profit-oriented, in which the board and additional team members commit themselves completely voluntarily, therefore receive no remuneration, to implement the objective and the policy pursued. All employees of the rehabilitation center in Bali receive market-compliant salaries.

Collaborations

It goes without saying that cooperation between various existing organizations that focus on the help and care of underprivileged and disabled children is essential.

Collaborations and contacts (child-related)

- [Stepping Stones](#), identifies and coordinates specialist care and therapy, such as the clubfoot project in collaboration with TDC for example, by bringing this together and organizing it.
- [Global Village Foundation](#), is active on many levels for disadvantaged and handicapped people. TDC supports this foundation by providing physiotherapy and activities from the Toolshop, such as modifying sponsored wheelchairs.
- [Sjaki Tari Us](#), organization with care for mentally handicapped children, mainly with Down syndrome. TDC has a number of children in treatment for physiotherapy.
- **Rumah Sakit Umum Kertha Usada**, for TDC a very important collaboration with this hospital in Singaraja. Representatives from the hospital are on the board of TDC. With the collaboration, TDC has access to a sponsored transport bus, professional guidance from the hospital in management and finance. In addition, where necessary, medical support in the care and care of the children by a rehabilitation doctor. Operations within the clubfoot project also take place in this hospital.
- [Puspadi Bali](#), specialized in making prostheses, braces and the like, here lies mainly the cooperation with TDC. Puspadi Bali also carries other programs such as education.
- [Adirama Beach Hotel](#), receives the children every week in the swimming pool of this hotel for swimming therapy with our physiotherapists.
- [Creatief Hart](#), is a center where a number of our children receive creative education.

Please do not share this document it with others

Translated with Google, apologies for not being in perfect English

Partnerships and contacts (not child connected)

In July 2018 a beautiful sponsor event was organized in collaboration with the Adirama Beach Hotel and the Bank Sampah Kaliber.

- [Bank Sampah Kaliber](#), they collect and recycle plastic.
- Give workshops and are very active with the social
- being aware of the plastic waste.
- [True Scuba diving Bali](#), this is a diving school (located at the Adirama hotel) that work to protect the coral and to plant new coral, but also to dispose of and prevent the plastic waste in the sea.



Teratai Dharma Center places great value on cooperation, information and knowledge exchange between organizations and foundations where the fate of children is present in one way or another. Two successful meetings were organized by TDC in collaboration with the [Coba Baca](#) library, in which ultimately twenty organizations were involved. In connection with the new set-up of TDC's own organization, no meetings have taken place in 2018 but they are again on the list of activities for 2019.



Support

The foundation depends on sponsors and donors. There are various possibilities to support the foundation and therefore the TDC team in the care and care of the children. You can help in many ways, with materials and tools for the Toolshop, support for medicines and vitamins or financially supporting one of the projects listed below:

Please do not share this document it with others

Translated with Google, apologies for not being in perfect English

Therapy Project

This is the main activity of the foundation, giving the balanced and specific physiotherapy to the children.



Beach Project

An educational and relaxation project in which a group of children visit the beach on a regular basis.



Swim therapy Project

A weekly program to give the children in the pool of Adirama Beach hotel swimming therapy, of course the game element is also of great importance. See the video [TDC promo 2019](#).



Transportation Project

Daily activity to get the children of the poorer families to the foundation. They are collected and brought, this happens with a sponsored scooter and a small jeep. The current costs currently consist mainly of maintenance and fuel.



Social Project

The rehabilitation team periodically sets out to make the community more aware of having a disability. For example, schools are visited and / or invited to take part in the beach project, for example.



Toolshop Project

In the Toolshop of the foundation all sorts of aids are maintained and made such as braces, walking frames, crutches, wheelchairs, own designed sitting chairs, also scooters with two wheels are converted to a motorized quadricycle.



Please do not share this document it with others

Translated with Google, apologies for not being in perfect English

Bucket-chair Project

With an old sauce bucket as basis, the men of the Toolshop have developed a bucket chair and that with great success. The most important starting point in the development was the fact that the children were involved in the family activities. Over the past few years, more than 60 bucket seats have been delivered and many families are still on the waiting list.



Education Project

Children with a disability can hardly participate in the regular education program. The center offers opportunities for this. In addition to this, in addition to the costs of the teacher, educational programs and teaching materials are also required.



Social working place with a shop

Children with a disability can hardly participate in the regular education program. The centre offers opportunities for this. In addition to this, in addition to the costs of the teacher, educational programs and teaching materials are also required



Club of 100

Your support and / or contribution is highly appreciated.

You can, for example, also become a member of the Club of 100.

You are a member for € 100 a year (Rupiah 1.5 million) and you make a structural contribution to the foundation. For more information about the Club of 100 and / or registration please contact Gede (Bali) or Marino (NL), see the contact information.



Smiley So!

Of course, any other financial contribution is welcome, that can be done by donating on the spot in the donation box or buy a key pendant from our mascot 'Smiley So' for Rp 100,000 or € 5, - each.



Contact information

For more information about the rehabilitation centre and how you can support it or what help is needed you can contact the contact persons of the foundation. For volunteers and graduation projects from the Netherlands for the foundation in Bali, you can contact Marino van der Starre for information and details.

Please do not share this document it with others

Translated with Google, apologies for not being in perfect English

Lovina-Bali (ID) | Teratai Dharma Centre (TDC)

General Supervisor TDC

I Gede Ardiasa (Voga)

WhatsApp en calling +62 877 62853340 (ID)

E-mail Info@TerataiDharmaCentre.org

FaceBook [@TerataiDharmaCentre](https://www.facebook.com/TerataiDharmaCentre)

Donations via Mandiri Bank Indonesië

Yayasan Teratai Dharma Bali

Adres, Jalan Ngurah Rai no 19

Plaats, Kendran Buleleng

Bank account : 145 0011 98 89 91

BIC Code : BMRIIDJA

Please include a description

Kampen (NL) | Smiling Kids Bali (SKB)

Manager & coördinator SKB en Advisor TDC

Marino van der Starre

WhatsApp en calling +31 6 144 26 160

E-mail Info@SmilingKidsBali.org

FaceBook [@TerataiDharmaCentre](https://www.facebook.com/TerataiDharmaCentre)

Donations via SNS Bank Nederland

Stichting Smiling Kids Bali

Vispoort 1-3

8261 CK, Kampen

IBAN : NL85 SNSB 0926 9298 52

BIC Code : SNSBNL2A

Please include a description

Location

The center is located at the Jalan Raya Anturan in the village Kalibukbuk, coming from the west (center of Lovina) you keep to the right at the traffic lights and drive into the secondary road (Jalan Raya Anturan) the TDC is after +/- 300 meter on the right.

See Google maps for exact [location](#).

It feels good to help!



Please do not share this document it with others

Translated with Google, apologies for not being in perfect English

Window(s) to the world school

Their slogan is: "A Global focus for better local living", or "looking outside (the world), and apply what you learn to your local situation, if that were an improvement, but keep approaching everything locally".

A special foundation that has existed for 20 years, located at a beautiful location in the village Kalibukbuk where 150 children come to distribute over different days and day parts.

Design and purpose?

Established 20 years ago with the aim of making good quality education accessible to everyone, because the education system in Indonesia is depleted and outdated and can't keep pace with developments in the rest of the world. It is lagging behind the international teaching method, a level of education that can be important later in the life of the student to make it easier to follow a higher education and to make this available to everyone. Another big problem is that the Indonesian education system is only theoretical while the WttW school is more development-oriented, where you develop skills on technical, social research (how a child examines a solution) to teach them to work in a more solution-oriented way.

The teachers have all graduated, they have to be motivated to learn the other teaching methods and these are very different from what they have learned on the course and for some of them not always easy.

How many students?

There are 150 children divided over different parts of the day, there are also children who only participate in the afternoon program, while they go to a regular school in the morning, there is also a reading club, chess club and there is a library with 80% Indonesian and 20 % English books.



Target audience

In fact, for anyone who is motivated to participate in this way of learning, reputation is an important fact to move the parents before the school is written.

What does WttW want a tourist to read about WttW?

About the programs and special projects that they do such as the Green Rangers and the Refill My Bottle project. The motto of this project is your own mess, reduce, re-use, recycle. There are 25 locations in Lovina where you can refill a water bottle, and these points are maintained by WttW and the Green Rangers program.

Please do not share this document it with others

Translated with Google, apologies for not being in perfect English

For anyone who is interested, get acquainted with the Green Rangers program, you can always visit from Monday to Friday between 9 and 5 am to get to know everyone and everyone is welcome. To be sure, it is always better to make an appointment.

Collaborating with other charities in Lovina?

In the Green Rangers program there is a good cooperation with Refill my Bottle, this is a foundation from Denpasar that was founded in Bali but is now active throughout Asia, they encourage entrepreneurs to become water filling point stations. There is an app that can lead you to the water points.

Bank Sampah Kaliber, they collect and recycle plastic and other waste and give a workshop here and complete the Green Rangers program with information about plastic recycling and share their knowledge with the children of the Green Rangers project.

Visit?

Visiting the school is possible from Monday to Friday, between 9-5 am. If you want to be sure that it suits, just call for an appointment.

Donations?

There are different ways to help the WttW or the projects they have, for example by buying coffee with which you support the school but also the coffee farmer. You can also donate specifically to support a certain project part. Items are also welcome such as games or books (note the language), or items for the art program. You can also donate money on the spot, in the donation box, but you can also make a targeted donation by buying, for example, reading books or painting things or jigsaw puzzles.



Volunteers

If there are people who want to help on a voluntary basis, they are welcome to contact us. You always need hands in the Green Rangers program, to teach English, or to participate in sports lessons on Friday morning.

This is actually a normal school with classrooms where the children are taught in a special way this way deviates from the standard teaching method used in Indonesia.

Please do not share this document it with others

Translated with Google, apologies for not being in perfect English



General information

There are different ways to get more information about the activities of WttW:

<http://www.windowtotheworldschool.com/>

<https://refillmybottle.com/>

Facebook : <https://www.facebook.com/WindowtotheWorldschool/>

Please do not share this document it with others

Translated with Google, apologies for not being in perfect English

You can also call them:

+62 (0) 821 4757 2228 (Indonesian)

+62 (0) 852 3868 5151 (English)

Directions

From the west you can drive via the Jalan Seririt-Singaraja until the traffic lights, then turn right into Jalan Damai, after about 150-200 meters (past Buda Bakery) you will see a sign pointing to the school on the right side of the road, this way you go in and continue until you see the school.

See [Google Maps](#) for the exact location.

Translated with Google, apologies for not being in perfect English

Penimbangan Beach (turtle conservation)

If you drive from the centre of Lovina towards Singaraja, you will just passing the traffic lights at Panji find on the right the Paramasidi hospital, opposite of the hospital is a small street that leads to the coast, after 100 meters you go left and after another 100 meters you turn right and this road leads to Penimbangan Beach (see [Google Maps](#)).

Here on the beach, a local initiative was started in 2016 for a turtle conservation, and for the preservation of the coral reefs. It is a non-profit organization that does this and is called Pokmaswas Penimbangan Lestari.

Conservation of the turtles is part of the local community and they do so on a voluntary basis, but under the supervision of the Ministry of Marine and Fisheries. They are supported by Ganesha University (Undiksha) from Singaraja, the local police and the local army. The beach that is cleaned and maintained by the locals who live there.



The aim of this initiative is to preserve the turtle population, they do not do this by allowing adult turtles to swim in a basin but do this by collecting the eggs laid by the turtles in the night and being kept in a special tank with sand, after about 2 months the little turtles come out of the egg, then they are kept in a water basin where they swim around for 2 weeks, after which they are released into the ocean. During the time they swim around in the pool they eat seaweed and Ebi (dry small shrimps).

This initiative started in 2016, since that time 2.500 baby turtles have been released but only 10% will survive and become an adult sea turtle, so this project for conservation is very necessary.

The turtles lay their eggs on the beach but not throughout the year, this is mainly between March and September. As I mentioned earlier this is not a commercial project and it is possible to visit this place, there is a donation box in the part where the turtles are kept, and of course a donation is appreciated, but not mandatory, and you help to maintain the turtle population.

Translated with Google, apologies for not being in perfect English



Since this project is on the beach there is also a possibility to go swimming or snorkelling to the reef where the coral is being re-grown by means of another project. They do this by putting different constructions on the seabed. You can also rent canoes and go bobbing on the sea, there are local people present but not all of them speak English, but make them clear that you want to do some snorkelling and they can take you to the reef, they also have snorkel equipment for rent, the prices are low. When you have your snorkel gear, you just walk into the sea, but good to get some information from the people. The coral reef is about 100 meters off the coast.



There are also a few warungs and if you want to do some local tourism, you have to visit this place.

Please do not share this document it with others

Translated with Google, apologies for not being in perfect English



More information on the Facebook page: [Pokmaswas Penimbagan Lestari](#). (Tip: also check out the photos and videos).

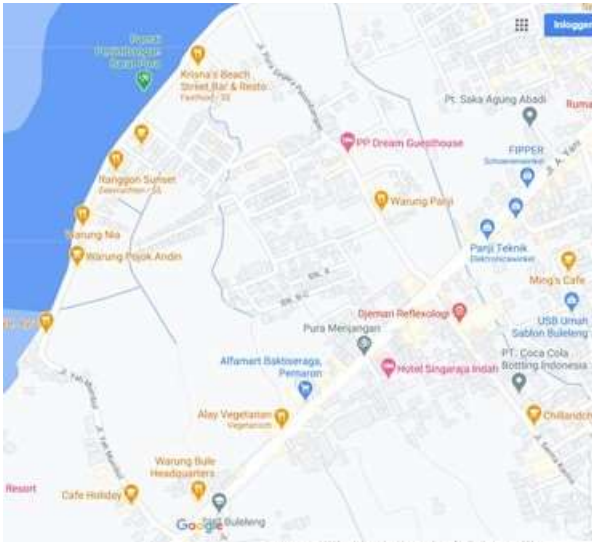
Please do not share this document it with others

Translated with Google, apologies for not being in perfect English

PP (Pantai Penimbangan)

Pantai Penimbangan is the beach in the previous article, just before it, coming from Lovina, you have a kind of nightlife area known as the PP and it is just outside Lovina. There is hardly a sandy beach here but it is more like a road that runs along the sea and it is accessible from the main road.

From the main road you turn left and after a short while there is an entrance fee check point here you pay (2000 rp) and you can drive further, past the rice fields and houses of the people who live in this area, (click the [link](#) for the location).



It is a popular area for young people who like to eat and drink here, especially on weekends, so the road is quite busy.

The road continues all the way to the end of the area and then turns right again at Krisna Beachstreet towards the main road.



Please do not share this document it with others

Translated with Google, apologies for not being in perfect English

Warung Kasih

Although you have a lot of choice from many warungs here, Warung Kasih comes highly recommended, the food is good and the prices even better and they have Singaraja beer (if you like beer it is recommended to try this beer).



The warung is on the right side of the road and on the other side of the road there is a kind of terrace made with tables, it's all very simple, nice and local, the chairs don't sit for a meter but the food and the view make up for a lot.



Please do not share this document it with others

Translated with Google, apologies for not being in perfect English

Warung PP

This warung is located on the east of the PP. They serve local food for a local price, there is always fresh fish on the menu, fried or grilled.

The location is amazing as it on the side of a ricefield, there are comfortable sofas on the side of the warung which gives you a relaxed view over the ricefield. The effect of the sunset on the water in the field is amazing.



Please do not share this document it with others

Translated with Google, apologies for not being in perfect English

Pantai Camplung – Warung Camplung Foodies

This beach is actually an extension of the aforementioned PP (from Lovina in the direction of Singaraja). The north has many beaches along the north coast and also here most of them have a name, in this case the name comes from the street it is located on (Jalan Camplung). The beach is at the end of the street where Pansophia (the local tourism school) is located and there is a sign along the main road pointing to it and the side street is easy to miss. For the exact location click [here](#).

Driving on the road to the beach, surrounded by rice fields, you come to a parking place, here you can also find a temple. Next to the temple is a warung, but you have to walk through it, then you cross a bridge and via a small stairs to the beach. 50 meters away is a nice warung called Camplung Foodies.



Warung Camplung Foodies is a local warung with good food for local prices in a super location right on the beach, many (local) people (family friends of the owner) come there and often spontaneously start to play music and it can be very cosy.

You can sit inside (at least in the warung itself) but there are also wooden benches and tables on the beach, it is a lovely place.



And they not only have Bintang here but also have Singaraja beer, taste different but worth a try.

Please do not share this document it with others

Translated with Google, apologies for not being in perfect English

As mentioned it is a local beach so there are families praying at the water's edge, people walking by, children swimming and playing in the sea and groups sit together to enjoy the peace and quiet with often a gorgeous sunset and it is a recreational beach where people can relax.



In short a must if you want to experience a local beach where you are (most likely) the only tourist and want to eat tasty and local food, you can with [Camplung Foodies](#).

Please do not share this document it with others

Translated with Google, apologies for not being in perfect English

Kejapa Coffee and Bamboo Handicraft, Tigawasa

Tigawasa is a village in the mountains, 25 minutes southwest of Lovina. The area is known for the many trade in bamboo, the road to it is beautiful one leading through the forests and mountains, the village Tigawasa is about 900 meters high and the climate is wonderful. Here, at Kejapa Bamboo Craft, you will be welcomed with coffee (coffee that they grow and burn themselves and if you want to buy coffee beans or grinded coffee than you can), pisang goreng with palm syrup and palm sugar.



They have a special area where they can also receive groups, the house is made of bamboo and there are large tables where you can enjoy the coffee (or lemon grass tea) and the freshly baked pisang goreng.



You get a walking tour through the organic garden which looks more like a small jungle.



There grows everything in the wild, red peppers, cloves, vanilla, wild pineapple, and the most beautiful flowers, Gede (the friendly owner) let you smell different herbs and tells you everything you want to know.

Please do not share this document it with others

Translated with Google, apologies for not being in perfect English



After the walk you get a demonstration how to make the offering basket are made and of course you can also try it yourself.

This workshop, the tour, with coffee and pisang goreng costs 60,000 rp per person and is also fun and educational for children.



You can also stay for lunch. On the menu are local dishes such as chicken soup, Sate Lilit (chicken sate with coconut, chicken satay with peanut sauce, noodles, small spring roll, baked sweet corn, Balinese salad, krupuk, and chicken soup and if you like they have homemade sambal including a bottle mineral water. Price for the workshop and lunch is 175,000 rp.

For more information and reservations you can contact Gede Widarma directly (see business card) and booking in advance is recommended.

You can also have baskets made with a name as a souvenir, depending on the length of your stay they can make them right away just tell them before you make the tour through the garden. If you stay in Lovina they can deliver the baskets later to the place where you stay.



Click [here](#) to see the exact location.

Please do not share this document it with others

Translated with Google, apologies for not being in perfect English

Desa Sidetapa (Bali Aga Tour)

Do you want to make a nice trip to a traditional village? That is possible if you go to Desa Sidetapa, this village is located in the mountains at +/- 1200 meters altitude, and because of the altitude the climate is a bit milder.

From Lovina it is 20-25 minute drive to the village, this is a so-called Bali Aga village, Bali Aga means original or ancient Balinese.

In Desa Sidetapa you will walk around with a local guide, who speaks good English, and he will show you around the village. The walk starts with the temple, you can't enter the temple but the guide will tell you about the function of the temple.



You have a beautiful view of the lower part of the hills, you can even see the Bali Sea with clear weather. I was surprised by the fact that the village was so stretched out and a bit hidden in the mountains where it seems that time has stood still, it's a whole different world, it was very special.



The guide will take you to the part where the old and original houses are, here the technology has found its way in the shape of the dish antennas. You are welcomed by the people and they provide you with water or coffee if preferred, during a nice meeting with the friendly residents of the village.



Please do not share this document it with others

Translated with Google, apologies for not being in perfect English

Here you will find normal life, the village is located in a region where a lot of bamboo grows and that is reflected in the activities of the people who are busy with their old craft which in many cases changes from mother to daughter, the making of sacrificial baskets and baskets of bamboo where they store food, they go to the local market and try to sell their products there, or have a small warung where they sell all kinds of things for the local population.



The people of the village are very friendly and some of them even speak English and wanted to be in the picture.



Remarkable is that there is also a modern public toilet, the people of the area also want to take advantage of tourism and have developed various programs for tourism and on the advice of previous guests they have built a modern sanitary facility here.

After visiting this part we headed to the local primary school, it is always fun to visit a primary school but since a short time there is a rule of the Balinese government that on Thursday the students, and everyone who has a public function, must dress in traditional clothing, this was the reason why the children were dressed like they were.

The special thing about Sidetapa is that the young generation flew out to study or work elsewhere but also regularly come back to their village and some of them have founded the Sidetapa English corner, here the children get English lessons after school. Also at the primary school it is a part of the program where the children in the age of 7 - 12 years old are already being taught English, to show us this we were welcomed in English.

Of course the children are curious about tourists and they welcome you in their classroom and they like to be on the picture (especially if you can show them later).

Please do not share this document it with others

Translated with Google, apologies for not being in perfect English



After visiting the school, the visit to the village is over, we ended the visit with a lunch in a bamboo warung in the nearby village called Pedawa with Mie Goreng (for 5 people this included drink less than 100,000 rp, + / - 6 euros).

You can also sit upstairs and enjoy the beautiful view.



Programme for visiting

Because the Bali Aga villages are recognised as tourist destination (Objek Wisata) they made a programme for visitors, and there are 2 options:

- 1) Visiting Traditional House and Trekking to the Waterfall is 150.000 IDR (per person) this is including a mineral water and Balinese coffee.

Please do not share this document it with others

Translated with Google, apologies for not being in perfect English

2) Visiting traditional house in the village and Sidetapa English Corner is IDR 100.000 per person, this is including welcome drink and donation for the English Corner community.

The cost of the driver is not included and in this case made the trip with my friend Ketut Sutastra, the cost is 200,000 rp and then the possible lunch (but that is an only small amount like mentioned before). The visit can be done as a morning excursion, and does not last longer than 3.5 - 4 hours (including the lunch).

As mentioned earlier they have set up the English corner in the village, and they would like to invite the tourists to visit Sidetapa to speak English with the children and the people who would like to learn and improve themselves.



More information about the English corner can be found on the [website](#).

There is also a possibility to make a trekking in the area to the waterfall but this seems to be a decent walk, for this trekking you can contact them directly through the [website](#) where you find more information about the trekking and other possibilities.

If you are interested in this trip contact the people who can arrange this directly (preferably one or two days in advance):

Dendi Supatra, Whatsapp : +62 (0) 812 4649 6438.

NOTE: COVID changed a lot so if you plan to visit make sure you contact the people first.

Please do not share this document it with others

Translated with Google, apologies for not being in perfect English

Transport

I want to help out the local drivers from the village, and they are also available for taking you on a trip. I try to stay below the market price and transport to and from the airport can be arranged for 550,000 Rp, all prices are inclusive of petrol.

The Lovina tour, as previously described costs 300,000 Rp for a morning or afternoon and Rp 600,000 for a day trip, and the trip is made to own choice. There are many combinations are possible, a morning or afternoon to the hot springs in Banjar costs 150,000 Rp.

In the case of a day trip and lunch the driver would like to take you to a local warung to eat, this is of course also possible instead of an expensive tourist-restaurant, but often when you decide you want to eat in a restaurant the driver will go to a local warung. For a coffee stop, this is different, then the driver often will join you for a cup of coffee.

I have good contact with two guides/drivers and both speak good English, they know the nice spots in the area and drive safe and good, it is also possible to contact them directly:

Drivers with car

Ketut Sutastra lives in Lovina, speaks English well and is a serious guy with his own company and so he works and will do everything to make the guest feel at home. He also has a [website](#). He has a [blog](#) and there is also a [Facebook](#) page.



Discover the beautiful island through the eyes of the Balinese

For more information please contact me :
Ketut Sutastra
Whatsapp : +62 8224 7752 988
https://baliramastours.com/
Email: rama.baliuncovered@gmail.com
Facebook : Rama lovina tour

Activities
Transport (all over Bali)
Dolphin spotting and snorkeling
Diving
Trekking
Airport transfer
Sekumpul waterfall
Lovina tour

NOT AVAILABLE AT THE MOMENT

Made Sire also lives in Lovina and apart from driver and guide he also has a boat for spotting dolphins, fishing, snorkelling and diving. Made speaks good English, arranges everything on the way.



For more information please contact me :
MADE TRANSPORT SERVICES
Whatsapp : +62 87762544521
Facebook: Made Sire
English speaking

Activities
Transport - day tour all over Bali
Dolphin boat captain
Dolphin spotting and snorkeling
Diving
Trekking
Airport transfer
Lovina tour

Ketut Merta lives in and works from Denpasar and is a good driver, speaks good English, knows what is important for the guest.



MERTA TRANSPORT SERVICE

Activities :
Tours, Rafting
Trekking, Safari M. Park, Elephant Ride
Parasiling, Snorkling, Turtle Island
Spa and Many more

Available :
Airport Pick Up, Hotel Transfer
Airport Drop Off, Gili T Ticket
Day Cruise (Bounty, Bali Hai)

Ketut Merta

Contact :
WhatsApp / Line / WeChat :
+6281339305559
Mobile : +6281339305559
Email : Dombatersesat66@gmail.com

Jalan Lembu Sora Gg.V/4 Denpasar Utara 80116 Bali - Indonesia

Please do not share this document it with others

Translated with Google, apologies for not being in perfect English

When you want to make trip in the south or you need transport to Lovina there is another guide/driver available. He has his own business and will use different prices from the one mentioned here in the document. In case you want to use his services contact him directly.

<http://www.unitravelbali.net>



Edi Ariadi
Nederlandstalige Gids

www.gidsinbali.nl
Edi Reizen

e-mail : ~~XXXXXXXXXX@gmail.com~~
edireizen@gmail.com

Mobielo : +6281338301004

Address :
Jl Dewi Sri, Gang Anggur IV B
No 20 Batubulan-Gianyar

Please do not share this document it with others

Translated with Google, apologies for not being in perfect English

Renting bicycles (mountain bikes)

I also have an address where you can rent good mountain bikes, there are bikes with different frame heights and the saddles can also be adjusted.

The prices are as followed:

IDR 50,000 per day

IDR 40,000 per day (3 days and longer)

The above prices include delivery and collection, there is also a bicycle helmet and lock available.

Scooters

They also rent scooters but are motorbikes based on the engine content, so a motorcycle license and international driving license is advisable, otherwise any damage is at your own risk.

Brand and engine content	1 day	3 days or longer
Honda Scoopy 110 cc	IDR 60.000	IDR 50.000 (per day)
Honda Vario 110cc	IDR 60.000	IDR 50.000 (per day)
Honda Vario 125 cc	IDR 60.000	IDR 50.000 (per day)
Yamaha NMax 155 cc	IDR 75.000	IDR 75.000 (per day)

A helmet may be available.

If you are interested, send me a message via Messenger or contact Kadek Arsana directly via WhatsApp (+62 (0) 817 9719 105).



Please do not share this document it with others

Translated with Google, apologies for not being in perfect English

E-bikes for sale and for rent (CURRENTLY NOT AVAILABLE)

KSP Manunggal Tama is a local business in Banyualit (for exact location click [here](#)), they hold the dealership for North Bali for the Sentrik electric bicycle (E-bike).

The E-bikes are ideal for driving around in Lovina, but they are not suitable to go up the mountain. This bike has a battery and let you pedal more light when you slightly go up, you can drive about 55 km on the battery (with normal use) the speed is about 25 km/h unless you go downhill, the weight the bike can carry is about 150 kg, comes with double disk brake and a safety lock, it even has a LED light. They come in 4 colours Green Leaf, Blue Sky, Beat Red and Black Solid.



The E-bike is exclusively for sale with KSP Manunggal Tama, the price is Rp. 6.800.000, (if you buy more than one you can negotiate some discount). It is also possible to rent the E-bike for a few days, for 1 day the price is Rp. 60.000 or longer than 1 day the price is 50.000 per day.

When you want to rent the E-bike you need to book it one day in advance so the battery can be fully charged, when renting you pay one day in advance and when you want to rent longer than one day you can pay after.

When you buy the E-bike the warranty is 5 years for the frame, 6 months for the battery and you will get free product consultation and of course you can take the bike for a test drive.

Let's
SAVE THE
WORLD
TOGETHER



Please do not share this document it with others

Translated with Google, apologies for not being in perfect English

The E-bike is great for children in the age of 12-15 for when they go to school instead of driving a motorbike, it is the ideal replacement for the motorbike when you want to cycle in the area of Lovina knowing that the standard rental bike sometimes has no gear and since the area around Lovina is sloping, the E-bike is actually ideal for any age.



So Let's Go Green with ECGO E-bike!

For more information you can contact Kadek Arsana on WA at 0817 9719 105.

Please do not share this document it with others

Translated with Google, apologies for not being in perfect English

Various trips from Lovina

From Lovina you can make several trips, some are trips for a morning, a few day trips, there are a number of named below and describe this in detail later in the document.

Lovina Tour - day tour	IDR 600.000
Singaraja - Morning or afternoon (3-4 hours, with driver and guide)	IDR 300.000
Sekumpul waterfall (4 hours)	IDR 450.000
Pura Dalem Jagaraga (2-3 hours)	IDR 250.000
Pupuan Buda Monastery, Mayong ricefields- Morning or afternoon for 4-5 hours	IDR 500.000
Tigawasa - Morning or afternoon 3-4 hours	IDR 250.000
Menjangan snorkelling (only transport, see Snorkelling at Menjangan Island)	IDR 400.000
Jatiluwih Rice Fields daytrip	IDR 600.000
Ubud – Kintamani toer	IDR 750.000

Transport (only drop off or pick up)

For all distances below is the time estimated and depending on the traffic.

If there is a desire to also do some sightseeing or stop on the road to visit, there will be a surcharge please discuss this with the driver.

Lovina - Denpasar Airport (bring or pick up)	IDR 550,000 (3,5 hours)
Lovina - Ubud	IDR 500,000 (2,5 hours)
Lovina - Gilimanuk ferry (Java)	IDR 500,000 (2,5 hours)
Lovina - Amed	IDR 500,000 (2,5 hours)
Lovina - Padangbai	IDR 550,000 (4 hours)
Lovina - Candidasa	IDR 600,000 (3,5 hours)
Lovina - Sanur, Kuta, Legian, Seminyak	IDR 550,000 (3,5 hours)
Lovina – Sidemen	IDR 550.000 (3 hours)
Lovina - Nusa Dua, Bena	IDR 600,000 (4 hours)
Lovina - Uluwatu	IDR 650.000 (4,5 hours)
Lovina - Permuteran	IDR 350,000 (1,5 hours)
Lovina - Menjangan	IDR 400,000 (2,5 hours)
Lovina – Kintamani (Batur)	IDR 500.000 (3 hours)

Times are estimations and all depends on the traffic, if there is a larger car is needed this is also possible. Nyoman Sudama can help you with this and you can contact him directly and he can be reached on 085 237 476 559 or 081 936 329 198 (from outside Indonesia +62 without the 0), he has a (Pariwisata) bus that can accommodate 10 people.

Please do not share this document it with others

Translated with Google, apologies for not being in perfect English

Toko Rejeki en Warung Lemongrass

Toko Rejeki in Celukbuluh, Kalibukbuk, is a supermarket for both locals and expats, see [Google Maps](#) for the exact location. They have an extensive wine collection and other alcoholic beverages in their range. They make their own bread (see photo) for sale in the shop, but also for the warung (for example for the hamburger). Both in the supermarket and in the warung they stand for quality products. They speak Indonesian, English and Dutch.

As indicated earlier, there is an extensive wine collection, the most extensive in northern Bali. You can subdivide the wines available here in Bali into three types: imported wines, wines produced locally from imported grape juice and wines from locally grown grapes. High import duties are imposed on imported wines and you do not have that on locally produced wines; logically the locally produced wines are cheaper. With the other alcoholic drinks, such as rum, vodka, whiskey and gin, you have that as well. Due to the high import duties, there are more and more foreign producers who settle in Indonesia and start producing their products here, so that the price is considerably lower.



The supermarket has an extensive range of products both locally and imported, including dairy products such as yogurt, cheese and butter and meat products.



The supermarket has undergone a major expansion last year and the warung has been added.

Please do not share this document it with others

Translated with Google, apologies for not being in perfect English

Warung Lemongrass

Is it a warung or restaurant? There are different opinions about this.



At first they only had local (Indonesian) dishes, but recently the menu has been expanded and they also have Western dishes on the menu. Only natural ingredients are used in the dishes and no flavour enhancers or preservatives are added.

You can go here for lunch and dinner, for a cappuccino or espresso, fresh fruit juice or other drinks. You can sit inside with air conditioning or outside on the covered terrace.

The menu offers sufficient choice of both local and Western dishes, high-quality meals are served and the prices are very reasonable.

Menu tip: starter for two, duck breast, chocolate fondant:



Please do not share this document it with others

Translated with Google, apologies for not being in perfect English

A selection from the menu:

Snacks

Hamburger	Rp 45.000
<i>Bun with beefburger, lettuce, tomato, onion and French fries</i>	
Tosti/jaffle	Rp 30.000
<i>Ham & cheese with pineapple or tomato</i>	

Starters

Duck salad	Rp 60.000
<i>With lettuce, green apple, peanut, cucumber and tomato in spicy orange coriander dressing</i>	
Marlin sashimi	Rp 60.000
<i>With rocket and coriander dressing</i>	
Mixed bites for two persons	Rp 75.000
<i>Spring roll, satay, pangsit goreng, tofu filled with vegetables, Balinese pork sausage with peanut and sweet & sour sauce</i>	

Main Courses - Indonesian

Nasi campur chicken	Rp 30.000
<i>Chicken with plain rice with mixed vegetables, tempeh manis, egg and fried grated coconut</i>	
Fish curry	Rp 50.000
<i>In spicy coconut cream sauce with plain rice and mixed vegetables</i>	
Rendang	Rp 50.000
<i>Spicy beef stew in coconut cream with plain rice and mixed vegetables</i>	
Bebek betutu	Rp 65.000
<i>Duck leg in Balinese sauce with plain rice and mixed vegetables</i>	

Main courses - western

Duck breast	Rp 75.000
<i>Seared duck breast with spicy orange sauce, mixed sautéed vegetables and mashed potatoes</i>	
Spare ribs	Rp 75.000
<i>In Chinese spices sauce with plain rice or French fries and mixed salad</i>	

Desserts

Apple pie with ice cream	Rp 35.000
Chocolate fondant with ice cream and fruit salad <i>(preparation time of 25 minutes)</i>	Rp 60.000

Coffee (from the machine)

Espresso	Rp 14.000
Double espresso	Rp 20.000
Long black	Rp 20.000
Cappuccino	Rp 23.000

Please do not share this document it with others

Translated with Google, apologies for not being in perfect English

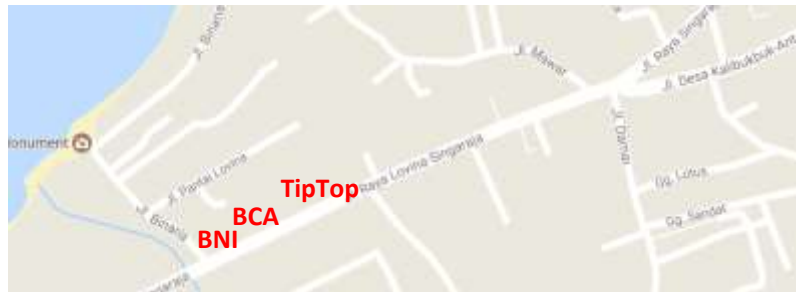
Shops ("shopping")

The centre of Kalibukbuk has plenty of shops but these are mostly souvenir shops, in the 2 streets and the boulevard along the sea, which form the centre are also many diving schools, mini-markets, hotels, bars, homestays, massage salons and restaurants. Singaraja has many shops but is also a Balinese city and is more focused on the local population and in my opinion does not really invite to go shopping as it is possible in the south, but if one is interested in the local shops and market they can be a nice experience. There are also larger stores (supermarket) such as the Glandys and Carrefour, but these are also aimed at the local customer and not to tourists, along the road that runs from Seririt to Singaraja are many shops and some are really worth it, but for the real shopping feeling should really be in Ubud, Kuta and Sanur. In the village of Kaliasem there is a Pepito supermarket, which is a supermarket that focuses mostly on the expats and tourists. For the expats who live in the area, and of course for the many villa's in the area, it is nice to have.

Cash withdrawal at the ATM

In the Lovina area, there are no big bank offices where you have ATM inside, for that you need to go to Singaraja, there are a lot of banks there, there are some smaller offices but not sure if they have ATM inside. In the Lovina area there are several ATM machines, on the main road (near Jalan Binaria, you have a number of them. Skimming is a problem on Bali and also in Lovina so always check the ATM before you take your money. You can also find the ATM inside of some supermarkets (unfortunately a lot closed down because of Corona), there are a few on the main road and spread out over the area.

When you take the money from the ATM please remember that the money comes first (not always though) after the confirmation your card will be available again, so don't forget to take it out the machine before you leave. On the same main road you also have several money changers, the small supermarket TipTop is one of them, just make sure you have undamaged banknotes, they also apply a good rate and of course, always count your money. Across the Pepito supermarket in Kaliasem there is a moneychanger, they have good rate and had good experience there as well with changing money (ID is required).



Please do not share this document it with others

Translated with Google, apologies for not being in perfect English

Bakeries in Lovina

There are two bakeries in Lovina, Buda Bakery and Edicha Bakery

Buda Bakery

Buda Bakery can be found in a side street of Jalan Damai in Kalibukbuk (click [here](#) for the exact location) here you can order various types of bread and it can be delivered or picked up the next time.

Downstairs is the bakery above the restaurant, where you can also have breakfast, lunch or dinner. A menu for the restaurant can also be found on the extensive [Facebook](#) page.



Edicha Bakery

The Edicha bakery is next to the Edicha homestay, click [here](#) for the exact location, the street you have to go to is easy to miss, but there is a name sign on the side of the street, there is a parking. This is a different kind of bakery than Buda Bakery, the owners are from Belgium so the range is different here. You can get fresh bread, croissants, baguettes and the like every morning (except on Sundays when they are closed) and this does not have to be ordered. There is also an extensive range of pastries and cakes and other treats. For order and delivery, via WA +62 817 024 0469.

There is a large garden (with swimming pool) where you can have breakfast, but it is also ideal for celebrating a birthday. Unlike Buda Bakery, this is not a restaurant and they only serve breakfast or coffee with cake. See also [Facebook](#) for more info.



Please do not share this document it with others

Translated with Google, apologies for not being in perfect English

Medical assistance

There are a number of doctor's posts in Lovina but they generally do not speak English, in Singaraja there are several hospitals, often a doctor can be called by the hotel or villa staff, in many cases this is best rather than going directly to a to go to hospital.

A general practitioner, Dr. Wayan Adhi Suryana, with in-house pharmacy, and who speaks English can be found in [Kalibukbuk](#) on Jalan Singaraja-Gilimanuk (that is, the main road that runs from Singaraja to Seririt).

Can be reached by phone +62 8133 5158 825 but as indicated the doctor only has office hours in the evening, often this is because they work elsewhere in a hospital.

In Singaraja there are a few hospitals, you can find the locations [here](#).

You can also check with the place where you stay, most of the time they have a doctor on call available.

Optician

There are several opticians in Lovina but they are often limited in options in Singaraja, there are a few that have more options, [Raja Optik](#) is one of them, they also speak English and have a wide range of glasses, there are also options for an eye test.

A [Google](#) search gives several options.

Dentist

In case of an emergency there is a reliable dental practice in Singaraja with reasonable rates, and they can speak English, Dr Hilda has a good reputation with the people who live here permanently. For an appointment you can call +62 812 3951 683 or send a message via WA.

Translated with Google, apologies for not being in perfect English

Singaraja

The nearest big city is Singaraja.

From the 10th century the port of Singaraja was a popular trade centre. Traders from all over Asia came here for goods, weapons and opium in exchange for fresh water, food, livestock and slaves. Singaraja belonged to the kingdom of Buleleng in the north of Bali.



In 1604 in the centre of the kingdom of a magnificent palace built and was called Singaraja. This name refers to the nickname of the inhabitant of the palace, the king who was equal to the courage of a lion. He was called Ki Gusti Ngruh Panji Sakti. Under his reign areas in Bali, and East Java and under his successors conquered large parts of the island of Lombok and got an important position of power in the region.

Singaraja was during the Dutch colonial period the administrative centre of Bali and the little Sunda islands until 1958. Also it was the traditional port of arrival for many visitors to the island. The KPM began in 1924 a weekly service with a steam ship through this port city to the former Batavia, now Jakarta, Surabaya and Makassar, making the tourism possible. The city has/had a lot of colonial architecture, unfortunately, the fact is that in Bali they are not attached with monumental buildings, so the buildings in the old port build by the Dutch were taken down a few years ago.

In the city is the former King Palace (Puri), It is a museum now which you can visit. The Raja, A.A. Panji Tisna, was also one of the most important writers of Bali, and indeed this is the same man who has thought of the name of Lovina.



Gedong Kertya library

The Gedong Kertya library is located just south of the city and is the only library in the world where palm leaf manuscripts (old and sacred texts in Old Balinese on leaves of the lontarpalm; borassus flabellifer are kept).

In the museum there are many old objects and there are Dutch-language books about the former Dutch East Indies. There are paintings and drawings with Dutch texts and there are pictures of [W.O.J. Nieuwenkamp](#), a Dutch painter who at the beginning of last century, was travelling through Indonesia

Please do not share this document it with others

Translated with Google, apologies for not being in perfect English

on the bicycle. The image of him can be found on the wall of the [Pura Meduwe Karang](#) (12 km east of Singaraja).



The Chinese temple

In addition to the many Hindu temples in Singaraja there is also a Chinese temple (klenteng) called *Ling Gwan Kion*, located close to the port of Singaraja. The temple is 1 of the few Chinese temples on Bali. The temple was built in 1873 and renovated several times since that time, the last time in 2004. Admission is free, but of course a donation will be appreciated.



In the nearby harbour there is a pier, where a variety of restaurants are located which serve fresh fish for local prices.

Please do not share this document it with others

Translated with Google, apologies for not being in perfect English



Market in Singaraja

You can also visit the market, here a lot of trade is sold every day, fresh fruit, fresh fish, spices, supplies for the ceremony and so on. It is a special and colourful display.



The traditional market is still there but most of it moved into a new market building.

Koffientjes en andere hippe zaakjes

A development that can also be seen in Singaraja is that some hip and new shops have opened, coffee shops such as [Kopi Manji Singaraja](#) and there are several, the ice cream shop [Gelato Corner](#) is also very popular. For the enthusiast there is a McDonalds and also the people who live in Singaraja and the surrounding area and who can afford it find this fun, you often see families there for a children's party.

Japans restaurant Shouri, Sushi and Tepanyaki

In Singaraja (Jalan Udayana) there is also a good Japanese, not too expensive, and also popular with the residents of Singaraja, they have 2 options (do it yourself or from the menu).

You can find more information on [Facebook](#), also look at [Tripadvisor](#) for more reviews.

Click [here](#) for the exact location.

Please do not share this document it with others

Translated with Google, apologies for not being in perfect English

Warung Tomat

There is also an Italian restaurant in Singaraja, Warung Tomat (click [here](#) for the exact location), the food is really good and they do the cooking with full passion and joy, following the rules of how Italian pasta dishes are served.

Everything is freshly prepared, and delicious cooking is done with great passion for the Italian cuisine. There was also a location in Lovina but it was closed due to Covid and it is questionable whether this location will be open in the future, so until then need to go to Singaraja for Italian food.



The bruschetta and the lasagne were delicious, and the homemade dessert was amazing, made with only fresh ingredients, really can recommend this Italian restaurant when you want something else than Indonesian food.

There is also a [Facebook](#) page and you click [here](#) to see the reviews of other people.

Please do not share this document it with others

Translated with Google, apologies for not being in perfect English

Pantai Kerobokan


The north coast has many small beaches, part of the north coast is the Lovina area and there are also many smaller beaches. Just east of Singaraja there is such a beach, Pantai Kerobokan.

The name comes from the village of Desa Kerobokan and from the main road you turn left (if you are coming from the west) then you drive into a long road passing local houses, businesses and rice fields and at the end of the road you come to the beach where there is also a village temple, 2000 rp parking fee is requested. The beach is popular with the locals and can get quite busy, especially on weekends.



It is a beautiful place, there are several warungs that sell ikan bakar and for local prices, but you can also stop by for coffee or something else, it is a great location. There are a number of fishing boats on the beach, otherwise it is empty and looks reasonably clean.

People usually come at the end of the day to relax, and as mentioned on weekends it can get quite busy.



If you drive from the main road towards the beach you can already see the rice fields, the people from the village work on these fields.

Please do not share this document it with others

Translated with Google, apologies for not being in perfect English



As mentioned there are several warungs and there are also gazebo's where you can sit and where you can eat and drink.



It is a bit difficult to find but on the main road it is indicated with a sign, click on the [link](#) for the exact location.

Please do not share this document it with others

Translated with Google, apologies for not being in perfect English

Beji Temple

The Beji temple can be found in the village of Sangsit (east of Singaraja), click [here](#) for the exact location. The temple is, when you enter the side street, after 150 meters on the right, across the temple is a parking, entrance is 10,000 rp



It is not a big temple, not really known by tourists, but indeed a very beautiful and unique temple because this temple is made of sandstone.

The temple dates from the 15th century, the Majapahit era, the local farmers come here to pray for a good harvest and for the worship of Dewi Sri, the goddess of rice and fertility.

You can see that the temple is old, but the complex is reasonably well maintained. Behind the temple they are building a pond. Many of the statues which were there in the past have been removed because they were no longer in good condition.

In this temple there are many statues, one of them is showing two Dutch soldiers who are depicted as musicians with a guitar and a rebab in their hands.



Please do not share this document it with others

Translated with Google, apologies for not being in perfect English

Pura Meduwe Karang

Pura Meduwe Karang is a temple near Kubutambahan about 12 km east of Singaraja, click [here](#) for the location.

The temple is dedicated to Batara Meduwe Karang (God of the ground). The temple ensures divine protection of crops and fertile soil. At the entrance there are three rows of Ramayana statues. The temple is walled and decorated with columns. There are two split gates and a few pavilions.

On the upper part is the main altar. On the side of this is a cyclist. That is an adaptation (with lotus motif, without bicycle chain) from an earlier depiction of the Dutch artist W.O.J. Nieuwenkamp explored Bali by bike in 1904.



Please do not share this document it with others

Translated with Google, apologies for not being in perfect English

Sekumpul waterfall

It is a one hour drive from Kalibukbuk but it is definitely worth it (see [Google maps](#) for exact location). Cars can be parked on the central parking lot and from there it is a hike of 20 minutes through the area. A few times the road goes up and down considerably, you will pass several warungs where you, if desired, can stop for a refreshing drink. On the way to the waterfall (before you enter the path leading to the waterfall) there is the Sekumpul Accommodation, Restaurant and homestay (more details click on the [link](#)). Along the way you walk through a forest, look out on mountains and a beautiful nature, it is a sturdy but beautiful walk.



As mentioned, it is a long walk with a lot of climbing, good walking shoes are recommended, and swimming gear is definitely recommended because you can swim in the cool water. The long walk is worth it because it is beautiful.

The long walk is worth it as the area is beautiful, the pictures read it all.

There are three types of tickets:

- 1) Rp. 20,000 only view of the waterfall and you can't go down without a local guide.
- 2) Rp. 125,000 this is a medium tracking including entrance fee, donation for the area, swimming at the waterfall, Twin and Hidden waterfall, local guide and insurance.
- 3) Rp. 200,000 this is a long tracking including entrance fee, donation for the area, swimming at the waterfall, Twin, Hidden and Fiji waterfall, local guide, fresh coconut and insurance.

Prices are per person.

Please do not share this document it with others

Translated with Google, apologies for not being in perfect English



It is also better not to go in the rainy season because of the high water and slippery paths, sometimes the waterfalls are not accessible.



Please do not share this document it with others

Translated with Google, apologies for not being in perfect English



Please do not share this document it with others

Translated with Google, apologies for not being in perfect English

Sekumpul Accommodation, Restaurant and homestay

If you want to discover the area around Sekumpul waterfall more, for that one day is too short, but you can book an overnight stay at Sekumpul Accommodation, less than 200 meters from the Sekumpul waterfall. see [Google maps](#) for exact location.

This homestay has 4 rooms, all rooms have their own bathroom with shower and hot water. The rooms do not have AC but you do not need them either, given the location the temperature is less warm and at night it can even be chilly and you might need a blanket. The rooms are all neat and tidy with a beautiful new bathroom and have breakfast included. You can choose from pancake / bread / toast coffee or tea, fruit salad, banana bread or pineapple bread.

The 4 rooms are divided over 3 small buildings: there is a single house with a double bed, a sofa and table, a small bathroom and of course there is a veranda where you can sit and enjoy the view of the mountains around.

There is also a house with 2 separate rooms, 1 room with 2 single beds and 1 room with a double bed. There is a 4th room downstairs.



Prices vary per season and range from 300,000 - 400,000 rp including breakfast.

It is a beautiful area, the location of the homestay is 200 meters away from the waterfall.

You can book the rooms through [Booking.com](#) but it has the preference that you contact them directly, that way they can offer you a good price with some discount. They speak good English, +62 (0) 8193 6347 877. Also see [Booking.com](#) for more photos and other information.



Please do not share this document it with others

Translated with Google, apologies for not being in perfect English



Sekumpul Restaurant and spices

The hospitable family also runs a warung / restaurant, there are 11 tables of which 4 are downstairs and 7 are upstairs. The menu includes Indonesian and Balinese dishes as well as Western style food like pizza, pasta, they also have vegetarian dishes and all for a good price.



There is also a shop where local spices are sold, also the coffee they grow in the area is sold there.

Please do not share this document it with others



Hiking and trekking

When you stay here you can also do several trekking, the trekking along the Sekumpul waterfalls but also possible to have trekking through other parts of the area, think of the Fiji waterfall in the village Lemukih, but also through the rice fields in the area. The owner and a number of people in the family of the homestay do this trekking and cost 150,000 (Sekumpul), the trekking through the rice fields costs 250,000 including a snack and leads along the local plantations in the area, so just tell the family what you would like.

There are 2 waterfalls in the area, there is the big one and there is also a "hidden" waterfall. To get there you must do some climbing. There are many stairs in the area so it is relatively easy to walk. The trekking through the surrounding area, including the Fiji waterfall takes 3 to 4 hours, it is also up to the people themselves how long they want and it is quite a tiring walk so bring water.

More information about the possibilities of the trekking, contact Kadek SomeAntara Barabara +62 (0) 878 6306 0101 (also by Whatsapp) on Facebook : SomeAntara Barabara

Desa Sekumpul

The residents of the Sekumpul area are affiliated to an organization of local businesses and they have agreed that everyone will ensure that the area stays clean and maintained.

You can't go to the waterfall without a guide, if you are on the scooter you have to park it in the central parking area and walk the rest, this is also for your own safety given the sometimes steep road. When you are staying in the homestay you can ask the people of the homestay if they can pick up the scooter for you.

There are also local guys who drive back and forth with tourists from the parking lot to the waterfall, it is quite a nice walk (+/- 2 km) sometimes goes up and down steeply, walk behind and go with the scooter + / - 30,000 rp (do some bargaining). The people who sit at the parking lot also belong to the organization.

A nice combination could be to visit the Jagaraga temple, the temple is located on the same road that leads to the waterfalls and is highly recommended.

Translated with Google, apologies for not being in perfect English

Pura Dalem Jagaraga

NOTE : Ketut is retired now if you want to visit the temple you should inform him beforehand.

Pura Dalem means temple of the dead so this is no ordinary temple, the temple is located in the village of Jagaraga 11 km east of Singaraja. The temple was built in 1181.

Now, I have seen a lot of temples and every time I thought beautiful but what am I looking at?

When you visit this temple you will certainly get an answer to that question because the man here on the right shows you around and tells everything there is to know about the temple, Ketut Suradnya is his name, he is 74 years, speaks good English and is a nice and very funny man.

You even get the whole explanation about the temple on paper, the swastika is explained, because no this is not a figment of Adolf Hitler but a sign which appeared in the Hindu faith for a long time and goes back centuries.

The temple has a historical value especially during the war with the Dutch around 1848.

After the war, the temple was pretty damaged and the villagers have reconstructed the temple. The walls are rebuilt and on the outside you will find pictures of Dutch who sit in a car, also there are images of an airplane, bicycle and boat, probably this is the way how the people saw the Dutch, it is not entirely clear.



There are also several images of animals, these images have to do with the reincarnation the good spirit comes back as human and the bad mind comes back as an animal.

The explanation of Ketut is many times better and this temple is a really recommended.

Please do not share this document it with others

Translated with Google, apologies for not being in perfect English



There has been a huge battle during the war with the Dutch, across the street from the temple the local warlord Gusti Ketut Jelantik is honoured with a little memorial park in his memory and what he has meant for the local people.



Please do not share this document it with others

Translated with Google, apologies for not being in perfect English

Banyumala waterfall

On a 30-35 minute drive from Kalibukbuk one can find the Banyumala waterfall in the village of Wanagiri, see exact location on [Google Maps](#). From the parking lot you have to walk for a bit to the entrance where you will pay the entrance fee, on the way you find different warungs. The surroundings are beautiful it is like a big forest (a bit like jungle) with stretched out field of Hortensia. The village of Wanagiri is located on +/- 1200 meter because of this the climate is a bit cooler which is good for a long walk. With the entrance you pay 30.000 rp and continue to walk down, in the beginning it goes down with natural steps, sometimes a bit hard so look out where you walk.



There is a kind of handrail in most places that you can hold on to and sometimes that is good. Closer to the waterfall the trail gets wetter because everywhere there is water running along the wall, occasionally taking a big step to avoid a small stream of water which runs down, but eventually you come down and I have to say it was very worth it.



They call it the Twin Waterfall but in reality water comes down everywhere. The beauty of this waterfall is the tranquillity that prevails, (still) reasonably quiet with tourists especially if you go early, and the sound of the falling water in combination with the birds and other sounds make it a relaxed place.

Please do not share this document it with others

Translated with Google, apologies for not being in perfect English



You walk around and everywhere you look you see trees, in the middle is a bridge that takes you to the other side, there are a number of possibilities to sit somewhere and simply enjoy the things around you.

You can swim there well, the water is of good temperature and there is even an opportunity where you can change clothes.



In the rainy season this is not recommended because the road to it can be pretty slippery, now because of the drought it is dusty and it is easy to do.

Please do not share this document it with others

Translated with Google, apologies for not being in perfect English

Going there with the motor bike

The ride to the waterfall is also good to do with the scooter, then take the road to Selat. Be careful because it is a road with steep parts and lots of bends. At the junction in Anturan (Selat is mention on the direction sign) you turn right and then it is a long way up and eventually you come from Wanagiri (the road that runs along the Twin Lakes), here you turn left until you come across the board then you turn left, a long narrow road (400 meters) that takes you to a kind of parking lot.



Please do not share this document it with others

Translated with Google, apologies for not being in perfect English

It is recommended, when you want to go for a lunch on the way back, to do this at Warung Tepi Bukit, also known as Warung TB in desa Selat.



A simple warung with 2 floors and actually very big, very popular with the locals because of the local prices, simple but tasty food, if you order fruit juice you get fresh juice, and to give an idea, 1x Ayam bakar Lalapan, 1x Nasi goreng, 1x Bihoen goreng, 2x mango juice = 82,000 rp!

The beautiful view of Lovina is free.



This half day tour (flexible in time) can be done with Ketut Sutastra (driver and guide) for 450,000 rupiah (including entrance fee and lunch) based on 2 people.

You can do this trip, as mentioned earlier with the scooter, if you want to do this with the guide, that's possible, then the trip including entrance and lunch costs 350,000 rupiah (note that driving there on the motorbike is at your own risk).

Please do not share this document it with others

Translated with Google, apologies for not being in perfect English

Jembong waterfall

Jembong waterfall is a different kind of waterfall than the ones mentioned elsewhere, there is a waterfall but here the water flows down at high speed like a swirling river.

Jembong is located in the village of Ambengan (see Google Maps for [location](#)) and is about 30 minutes driving from Lovina, it is a developed area and you would say that there would be quite a bit of tourism but nothing is less true, probably because there is little to be found on the internet about this waterfall.

It is already a bit higher in the mountains and on arrival there is a parking lot where you can park without paying, you have to walk up a little and that is doable and is actually the first waterfall that I encounter an easy walk and just like GitGit 1 which is also easy to do, although with Gitgit you have to walk further. After walking the slightly sloping path you will see a beautiful swimming pool, it looks very nice, only don't know what the prices, but because it is mainly local tourists who come here it will not be that much.



They tried to make something interesting out of it, so they also have a "Flying Fox" here, this is a kind of cable car that hangs over the area, it all looked very closed, the prices for this were also not too high (25,000 rp).



Please do not share this document it with others

Translated with Google, apologies for not being in perfect English

The local warung serves coffee and other soft drinks, for example the Bali coffee was only 3000 rp, the entrance for the waterfall is 25,000 rp and is an average price.

As you walk further up the stairs, you hear the water come down at high speed and you see more and more of the waterfall and on the way up you come across everything.

It is primarily a densely overgrown piece of nature, after a while you come to a kind of bridge that hangs above the flowing water.



The area is not that big and that makes it well accessible and the waterfall is also pretty nice and gives a nice view of the deeper part from above.



If you want to make a nice short trip then this is definitely an option, for example combining with a visit to Singaraja.

Please do not share this document it with others

Translated with Google, apologies for not being in perfect English

Banyu Wana Amertha waterfall

Banyu Wana Amertha waterfall, located in the village of Bhuanasari (near Wanagiri) and about a 30-35 minutes drive from Lovina. From the main road along the Twin Lakes you turn left somewhere (there is a large sign) into a road and after 2 km you arrive at the parking of the waterfall, there is also the entrance and you pay 30,000 rp. Then the walk can begin, 500 meters the sign says but I think it's further, walking on uneven tiles, a sandy path and a concrete path and it goes up and down steeply.



You walk through a kind of forest and everywhere you see the most beautiful flowers and plants. The area is remarkably clean, the people from the village keep the area clean.



There is a small warung halfway, but always good to take a bottle of water with you. In the area there are 4 waterfalls and it is an oasis of tranquility, at some point you will come to a kind of junction, and the signs point to the Banyu Wana Amertha waterfall, you walk down the path and you go via a path and stairs down. It is a kind of valley, everywhere you see water flows, plants and flowers, it is not busy with visitors because the waterfall is relatively unknown. You can swim there but it is shallow, there is also a changing room.



Please do not share this document it with others

Translated with Google, apologies for not being in perfect English



You have to go the same way back to the junction, then you can turn left to the next waterfalls, because further down the road there are two more, the "Spray waterfall" and a little further the "Two Waterfall", here you go right at the sign and down a staircase and you get to the Spray waterfall, when you get down be careful because it is slippery there, but it is so beautiful.



Returning to the top you will get back to the path and you will go right to the location of the last waterfall, the "Two waterfall", again you have to go down following the path with uneven stairs, and also here be careful but it is so worth the effort.



Please do not share this document it with others

Translated with Google, apologies for not being in perfect English



And on the way back to the exit you will come across the nicest things you might have missed on the way up there, but keep in mind that the back road goes up steeply and it is quite a climb back.



This waterfall is highly recommended as it gives everything you expect when you go see a waterfall. Check [Google Maps](#) for the exact location.

Please do not share this document it with others

Translated with Google, apologies for not being in perfect English

Pucak Manik waterfall

The Pucak Manik waterfall is on the road to Wanagiri that runs along the Twin Lakes, there are 3 waterfalls on that road (Banyumala and Banyuwana Amertha are the other two), see Google Maps for the exact [location](#). From the road you drive more than 1 km inland (just like with the others) and you arrive at a certain point at the parking lot, here you can also park for free.

The entrance fee is slightly higher than other waterfalls, 50,000 rp, but you do get a bottle of water and that is necessary because it is a long walk.



This waterfall is certainly not suitable if you have difficulty walking, it is still relatively easy going down, but the walk back up is a major effort.

After a while you come to a sort of view point from where you have to go much further down.



In most places there is a good handrail, sometimes made of iron and sometimes made of bamboo. Sometimes it is a stone staircase sometimes it is sand stairs, this also means that in the rainy season it can be quite dangerous, so if you go in the rainy season, be careful.

Many people say that there is no jungle in Bali, but if you walk down here you get the strong idea that you are walking through some sort of jungle. You hear the sounds of birds and as you get closer to the waterfall you hear more and more the sound of running water.

Please do not share this document it with others

Translated with Google, apologies for not being in perfect English



If you come down it is definitely worth the walk because the waterfall is actually in a deep valley and surrounded by mountain walls and trees and is a beautiful piece of nature.

There are actually 3 places where the water comes down, and in all cases there is a kind of pond in front of crystal clear cool water, so excellent for a refreshing dip in the water.



It is definitely a beautiful waterfall, not so well known by the tourists so the chances are good if you get there early in the morning that you are all alone. Take enough rest because the biggest challenge lies ahead because you still have to go back and as indicated, that is quite a climb.



Please do not share this document it with others

Translated with Google, apologies for not being in perfect English

Gitgit Waterfalls

There are 3 waterfalls in the area (and possibly more), located in beautiful nature about 30 minutes outside of Singaraja.

Gitgit waterfall (Gitgit 1)

From Singaraja we first come to Gitgit 1, you can park the car at the parking lot and on your return you pay 5000 rp, then walk a little bit down the road and down there you come to the cash register and you pay 20,000 rp to be allowed to walk through then approximately 600 meters down via stairs.



The waterfall is located much deeper in a kind of valley surrounded by big trees and beautiful flowers. You walk on a concrete path and this is easy to do, there are also some stairs. Along the path there are many shops that are surprisingly well-stocked with merchandise and hearing the same question (if you want to buy something) can seem a bit annoying, on the other hand these people live here and are also trying to make a business and earn some money for a lifetime and tourists come here too. An advantage of their presence is that they also have the task of keeping the area clean and it is surprising how clean it is.



Despite the presence of the shops, it is a nice walk and you eventually arrive at the waterfall and on the way you can already see the waterfall and when you come down the walk is also worth it. It is said that the Gitgit waterfall is the highest in Bali with 60 meters but I do not know if this is correct.

Please do not share this document it with others

Translated with Google, apologies for not being in perfect English



Once down, you actually walk to the end of the valley where the water falls down along the mountainside, the water then flows further away into a kind of river with many large rocks, it is a beautiful piece of nature, there is a temple, a bale and beautiful flowers grow there.



Like said there are three waterfalls but we skipped Gitgit 2 because it is relatively small.

Please do not share this document it with others

Translated with Google, apologies for not being in perfect English

Gitgit Twin Waterfall (Gitgit 3)

The Twin Waterfall of Gitgit is located higher than the aforementioned waterfall, here you park the car along the road for 5000 rp and you walk to the start of the path which goes down steeply, also here many stairs, there is a handrail but that is not really solid.



Along the way still a beautiful nature with flowers and trees and nice views and here also here are a number of shops, although a lot less than at the previously visited waterfall.

Unfortunately, a sort of swing and selfie location has been set up here and you can, if you want, take a jump into the deep water.

You walk about 600 meters down, sometimes with stairs, and eventually you arrive at a kind of gazebo, you go to the other side of the water using the bridge and with some clambering along the water you finally reach the point where the water goes down.



The water of the Twin waterfall comes from even higher from the mountains and flows down at great speed, from where the water comes down on the highest level (where you can go) it flows 3 levels to down and looks beautiful, the amount of water which falls down here is amazing.

Please do not share this document it with others

Translated with Google, apologies for not being in perfect English



It is a beautiful waterfall in a beautiful piece of nature and is definitely worth the walk for both waterfalls.

Please do not share this document it with others

Translated with Google, apologies for not being in perfect English

Sambangan waterfalls (Aling Aling)

East of Lovina there is an area called Sambangan (see [Google Maps](#) for exact location). From Lovina it is half an hour by car to get there, that is to say the area where the most famous waterfall Aling Aling is, because the area is much larger and offers a lot of hiking possibilities, the area is also called Sambangan Secret Garden.

There are 4 waterfalls in this part of the area but other parts of Sambangan there are many more waterfalls, which you can visit with a long trekking.

It is a beautiful area with many stairs, not always easy but in general good to do, and if you only take the walk you can visit 4 waterfalls, Kroya, Pucuk, Kembar and Aling Aling.



There are different options, you can buy a ticket at the cashier to go for a walk and see the 4 waterfalls, a ticket costs 20,000 rp. You can also make a medium trekking, then you pay 125,000 rp and go with a guide, for this money you can take the walk, you can also jump into the water from a height or slide down the Kroya waterfall and visit more waterfalls in the area with a guide.



Aling Aling is the largest waterfall in the area, the other 3 in this area are little ones in comparison.

Please do not share this document it with others

Translated with Google, apologies for not being in perfect English



If you love nature then I can definitely recommend this area, it is beautiful.



There are three different kind of trekkings:

Short trekking (duration +/- 2 hours)

Medium trekking (duration +/- 4 hours)

Long trekking (duration +/- 6 hours)

Ketut Sutastra driver and guide knows all the details and feel free to contact him for more information on phone number and also on WhatsApp. +62 (0) 82 2477 52988 or check his [website](#).

The same kind of trekking is also available in the area of Sekumpul waterfall, see the section on Sekumpul waterfall .

Please do not share this document it with others

Translated with Google, apologies for not being in perfect English

Trekking Ambangan

There are several options when you want to do a trekking in and around Ambangan. This trekking is organized by Roy and can often be found on the beach of Penimbangan (see chapter on Penimbangan Beach). The trekking that I have done costs 300,000 rp (including transport and lunch), takes about 4.5 hours (depends a bit on how fast one walks) and starts from the beach there you get in the car and drive up to Taman Rekreasi Alas Tying Tali in the village of Kedu, and start the walk. The purpose of this trekking is to visit 3 waterfalls, namely Canging, Dedari and Cemara, the last 2 are located higher than the Canging waterfall and need some climbing, to do the walk you need to be in good condition.



Taman Rekreasi Alas Tying Tali is already quite high and gives a beautiful view over the valley. It is sloping and via a long path you walk through the forest and you see wild pineapple or bamboo.



Please do not share this document it with others

Translated with Google, apologies for not being in perfect English

After a while you leave the forest and suddenly you are surrounded by rice fields and you walk in a area with a beautiful nature.



Along the way you see beautiful flowers and it is so quiet, a few times a scooter passes by and very occasionally you hear a waterfall or walk past a house where the locals greet you friendly. The road is good, sometimes pretty steep but good to do.



After about 1.5 hours of walking you are almost at the first waterfall, but before you are there you have to climb and clamber, sometimes there are stairs but often it is not more than a few bamboo poles that act as a bridge. Cangang waterfall, a relatively small waterfall with a small lake in front of it, it is also an area where you can camp. Here we had the lunch (Ayam goreng, tahu tempe, and tofu), which was very tasty.

Please do not share this document it with others

Translated with Google, apologies for not being in perfect English

As said Canging waterfall is a small waterfall, to get to the Dedari and Cemara waterfall you have to climb a lot, it is worthwhile the climb apparently.



After lunch it was time to go back, via a different route, there was a lot of clambering and watch out where you walk, over bridges of 4 bamboo poles and then still loose, up to a path of a stone wall along the fast flowing water, this water leads to the electricity plant PLTMH Muara (Pembangkit Listrik Tenaga Mini Hidro).

While walking back you will encounter all kinds of things.



Please do not share this document it with others

Translated with Google, apologies for not being in perfect English



Eventually you come back to the forest and you actually only walk downwards.



Where was it exactly where we did this walk?



More information about this trekking? Then contact Roy by Whatsapp +62 (0) 877 6299 1932, please note his English is limited.

Please do not share this document it with others

Translated with Google, apologies for not being in perfect English

Mayong Cultural Walk

There are many options for trekking or walking tours, they are offered everywhere. One of those options is the Mayong Cultural Walk by Putu Artana and Ria.

Mayong is a village located in the north of Bali (30 minutes drive from Lovina) in a westerly direction, the inhabitants of the village earn their living on their well-kept rice fields and farms and live from growing the crops, but it is also tourism here developed somewhat resulting in circular walks through the area of rice fields and local villages.

You are supposed to be at Putu and Ria around 9am, they live in the nearby village of Busungiu. If desired, there is still time for coffee and after coffee it is time to start the walk that does not start at the house but a little further so you have to drive to the starting point.

It is a walk of 2.5 hours and is 4 km and is doable, there are a few points where it is less accessible, but with some help it works in most cases. It is often a concrete path and sometimes there is height difference and then it can go up or down a bit steeply.

It is a beautiful area you walk through a wooded area and this is surrounded by rice fields, this is really a walk where you walk through the rice fields.



The surroundings are beautiful and everywhere you look you see the green rice fields, the high palm trees and every now and then you walk past a house where you find some cows under a roof, it really gives you the feeling of the local life of Bali.

Please do not share this document it with others

Translated with Google, apologies for not being in perfect English



As indicated earlier there is also some height difference and normally you would make a staircase there but that is not convenient as this road is also often used to drive the motorcycle, so you have to be careful when going down here (especially if it which is wet).

And not only rice grows there, but also other crops and of course coconuts.



Again, it is a beautiful walk and definitely recommended.

When you return to the house, a simple but tasty lunch is served that you can put together yourself because when you make a reservation Putu asks what you want to eat and that can be anything (as long as it is Indonesian).

The costs for the walk are Rp 300,000 per person including lunch.

The driver can also join the meal and does not have to pay for it.

The address of Putu and Ria is:Jalan Kiskinda, Seririt, Busungbiu (click [here](#)).

More info can be found on:

<https://www.facebook.com/mayong.culturalwalk> and for reviews from others see [Tripadvisor](#).

E Mail : artana_ria@yahoo.com

WhatsApp number of Putu : + 62 8234 0719 179.

Please do not share this document it with others

Translated with Google, apologies for not being in perfect English

Pupuan

Pupuan is located southwest of Lovina (see [map](#)) and is a 75 minute drive from Kalibukbuk, but I assure you that you do not want to miss out on the beautiful rice fields of Bisungbiu, so you can stop several times to take pictures. The surroundings and the ride to Pupuan from Lovina is a beautiful one, on the rural roads along the most beautiful views on the island of Bali. In the village of Pupuan there is a small Buddhist Monastery, the Vihara Dharma Giri, and definitely worth a visit. There is a small donation requested and you can borrow a sarong which you need to wear when the legs are visible. It is a small monastery and has a landscaped garden with some beautiful flowers the main thing is the statue of the sleeping Buddha and an area for praying but you don't have access to that. It is a place peace and quiet. Across the street there is a small warung and a good place to get a refreshment.



Please do not share this document it with others

Translated with Google, apologies for not being in perfect English

Bendungan Titab Ularan

And when you are in the area of Pupuan a visit to the dam is worthwhile (Bendungan Titab Ularan). There are still working in the area but there the basin is now filled with water. The picture on the left is from a few years ago, the picture on the right is current.



You can't access the dam by car, however you can with the motor bike although not sure where the road leads to.



Please do not share this document it with others

Translated with Google, apologies for not being in perfect English

Jatiluwi rice terrace

A day trip to the Jatiluwi is very easy to do from Lovina because it is a 2 hour drive and it is a beautiful road to drive and without a doubt, around the village of Jatiluwi are the most beautiful rice fields in Bali. When entering the village you have to buy a ticket for the people in the car but also for the car, driver / guide does not have to pay as usual.

Jatiluwi is located in the central mountain massif of Bali and lives up to its name which means "really beautiful". The village is located at an altitude of 850 m between ancient rice terraces. This region is called the granary of the island. It is the only place in the world where 3 rice harvests take place per year.

Because of the authentic [Subak-methode](#) the country is successfully watered, making it a UNESCO World Heritage Site. Parts of the area are protected so that agriculture is preserved.

There are several walking routes (trekking) through and along the rice fields. The green terraces provide a breathtaking view. You can also rent a bicycle and cycle along the fields.

Because of the location it is often cloudy and it often rains, it is best to go here as early as possible, so that the sun is still shining and it is still clear.



Please do not share this document it with others

Translated with Google, apologies for not being in perfect English



You can make a nice walk through the ricefields just follow the signs, you can choose for the short walk or the long walk, it is also possible to rent bicycles, it is really a gorgeous beautiful area.

Please do not share this document it with others

Translated with Google, apologies for not being in perfect English

Batakaru temple

Combined with the visit to Jatiluwih it may be an option to visit the Batukaru temple, it is located about 25 minutes drive west of Jatiluwih in a small village called Wongaya Gede.

The environment is determined by Mount Batukaru, an extinct volcano, and the second highest mountain in Bali. The temple is located on the southern slope of Mount Batukaru at an altitude of 1300 meters, which makes the climate cool.



Batukaru temple is a very sacred place for the Balinese, and one of the reasons for this, along with its age, is the 7-tiered meru. This meru, multi-roofed shrine was built in honour of the God of Mount Batukaru, known as Mehadewa. The temple dates from the 11th century, and that it is in a cool and wet climate you can clearly see from the moss formation that you encounter everywhere.



The complex has many smaller temples and they all have a function. If you walk through you will come to the back of the complex near a pond where a temple stands in the middle of the pond as a kind of island. Often when it is clouded in the afternoon rain will also fall, there is a mysterious atmosphere and a serene calmness.

Please do not share this document it with others

Translated with Google, apologies for not being in perfect English

As mentioned before this temple is a very sacred place, people here don't care if the tourist will visit their temple (maybe they rather that you wouldn't) they are not used to tourist but if you adjust to the silence and walk around with the respect the people deserve, there is no problem.



The entrance price is IDR 40,000, as always you have to wear a sarong, and here you also get, only for the men, an Udeng, a traditional headgear, and a belt around your waist, these are available at the entrance. Again this is not a temple where many tourists come, so people are not really used to it, show respect when you enter the temple.

Please do not share this document it with others

Translated with Google, apologies for not being in perfect English

Snorkelling at Menjangan Island

The island of Menjangan is known for its beautiful underwater world, diving trips are organized from Lovina through the many diving schools and there are many possibilities. If you only want to snorkel then you can also make this trip from Lovina with a driver as a day trip.

Of course you can also stay in Pemuteran itself because there are more snorkelling and diving possibilities in and around Pemuteran.

From Lovina you can do this as a day trip, and departure is at 7.30 am because you are supposed to go to Menjangan by boat around 9 am.

Menjangan is an island which is located in the national park (Taman Nasional Bali Barat), the national park is a protected part of Bali and is an area of 19,000 hectares, more information about the park can be found [here](#).

The trip we made was arranged through Tigor and he is connected to the diving school Pemuteran Bay Divers, 1 of the employees of the diving school joins the trip as an "instructor", the boat was on the beach opposite the diving school so we could walk there.



From Pemuteran it is about a 30-minute boat ride to the first snorkelling spot, but the two 40 horsepower engines make you skim over the water at a decent speed, the surroundings are beautiful and there is plenty to see along the way.



Please do not share this document it with others

Translated with Google, apologies for not being in perfect English

Upon arrival at the first snorkelling spot you are also at the entrance of the park (the Menjangan part) here are a number of bale's where you can sit and later eat lunch, you can walk around and if you do not want to snorkel you can also take a walk on the island from here (only you will have to arrange another boat) because the boat will move on to the next spot for snorkelling.



There are no pictures of what you see underwater while snorkelling, but it is beautiful, the colours of the countless fish and it is as if you are swimming in a tropical aquarium, if you search on [Google](#) you can find a lot of pictures.

After the first snorkelling session you will have lunch, you can relax or you can walk around, it all looks great there.



Please do not share this document it with others

Translated with Google, apologies for not being in perfect English

After lunch they sail to the second snorkelling spot, the special thing here is that it is quite shallow and that if you swim a little further it suddenly goes down steeply into the deep, it is really beautiful and if you would stand on the seabed and you look up it is like a mountain wall under water here you snorkel to a point where you will be picked up later by boat, so it is a long swim and nice snorkelling, but very worth your while.



From here we sail back to the same place where we leave earlier.

Menjangan is a part of the park and the entrance is relatively high 200,000 rp on weekdays and 300,000 rp on Sundays and holidays and that also makes the price of the snorkelling trip relatively high.

There are various options, for example if you are with 2-4 people and want to share the boat with other people you pay 550,000 rp (weekday) and 650,000 rp (on Sundays and holidays) this includes snorkel goggles and flippers, transport to the boat (sometimes lies in Pemuteran itself and you can walk there from the diving school, sometimes they leave from the nearby harbour of Labuan Lalang), bottle of water and lunch with drink of your choice.

Are you with a larger group of 5-7 people and you want the boat only for the group you pay 1,000,000 rp for the boat and 550,000 rp per person for snorkelling, are you with 8 people or more (maximum 12 people) you only pay 550,000 rp per person for snorkelling. Children pay half the price up to 6 years.

The costs for transport to Pemuteran are 400,000 rp (up to 6 people) the driver stays there and waits for the guests or he will join on the boat.

Stay in Pemuteran

If you want to stay in Pemuteran, take a look at [Jassri Homestay](#), a small homestay in a convenient [location](#), or send the owner an [email](#) or WA via +62 822 3683 0189 for more information.

Translated with Google, apologies for not being in perfect English

Sangeh Monkey Forest

It is a bit further away from Lovina but definitely worth it and can be easily combined with other things on the route such as Twin lakes, Bedugul or a waterfall.

Monkey forest in Ubud is very well known and popular with tourist in that perspective Sangeh Monkey forest is not known at all but still worth a visit. Sangeh is smaller and probably less beautiful than Monkey forest in Ubud, but a big difference is the setting, where Monkey Forest has become a commercial business due to tourism and where the monkeys are aggressive, this is much not really the case in Sangeh Monkey forest, however no guarantees are made as they stay monkeys.

It is just over an hour and a half drive from Lovina to the village of Sangeh, for the exact location click [here](#), but as mentioned before it can be part of a day trip.

There are two entrances depending on which direction you come from, on arrival you have to pay an entrance fee, this is currently 30,000 rp.



It is a forest of 6 hectares and there are gigantic nutmeg trees that can grow up to 40 meters high. The first part is a long trail to the Pura Bukit Sari.



The temple in the heart of the forest dates back to the 17th century and was built as an agricultural temple, in the central courtyard is a large statue of Garuda, an ancient sculpture, symbolizing freedom from suffering and the attainment of Amerta, the elixir of life.

Please do not share this document it with others

Translated with Google, apologies for not being in perfect English

While walking through the forest you come across many monkeys, these are usually on a wall along the path or swing through the forest, unlike Monkey forest Ubud, these monkeys are not aggressive and do nothing other than keep a close eye on you but they are monkeys and can also be very cheeky, so always be careful with your belongings where sunglasses and jewellery are the popular objects. But there are also many caretakers around who have the monkeys kind of under control with treats and often walk with you at an appropriate distance.



There is a walking path what leads you through the forest and it is a short walk, there are several temples in the forest, it is very quiet and relaxed.



Then you walk out of the forest for a while and you come to a large open space, this is a kind of park with statues from the Balinese mythology, on the left picture (next page) it is Hanoman, according to Balinese stories, the king of the apes. You continue the path passing the statues and you walk back

Please do not share this document it with others

Translated with Google, apologies for not being in perfect English

into the forest and you end up back on the same path going back to the main part where you entered.



A visit to Sangeh Monkey forest does not have to take very long because the part where you can walk is not too big and you walk through it quite quickly, but definitely worth a visit.

Please do not share this document it with others

Translated with Google, apologies for not being in perfect English

Places to eat in Lovina

There are many warungs and restaurants in Lovina (after all Lovina is a wide stretched area), especially in the centre of Kalibukbuk but there are also many places in the surrounding area.

Barclona Lovina

Restaurant and bungalow

Jalan Mawar

Kalibukbuk

For 20 years located in the centre of Lovina in Jalan Mawar, Warung/Restaurant Barclona, a nice and cozy warung/restaurant with 6 tables serving authentic Balinese food, dishes like Babi Guling, Ayam Panggang Bumbu Bali, Pepesan, Satay Pelecing, Mahi Mahi (had this myself and the taste was very good), all these dishes are with Balinese spices. The exact location can be found on [Google Maps](#).



For some reason the name Barclona is confused with Barcelona because the reviews on [Tripadvisor](#) are under the name Barcelona, but the correct name is Barclona. There is a [website](#) with some information but it is partly in Indonesian language.

The [menu](#) has a wide choice of local dishes and a small selection of European food, the prices vary from 20.000 rp (Gado Gado) to 85.000 rp (Babi Guling). They also have special dishes like roasted duck but you need to order this one day before (2 person 350.000).

The specialty of Barclona is Babi Guling.

The restaurant and bungalow rental is a family business and the whole family is working to help getting the guest a good meal or provide them with a nice stay in one of the bungalows. The restaurant is located on the street side but also looking into a garden where they have 3 bungalow for rent. They also provide you with free wifi.



Bungalows for rent

There are 3 simple bungalows for rent in the garden behind the restaurant and because it is in the centre of Lovina with the beach and ocean just 100 meter down the road it is a perfect location to spent a few days in Lovina and enjoy the Balinese hospitality and explore the north of Bali.

Please do not share this document it with others

Translated with Google, apologies for not being in perfect English

There is one family bungalow suitable for family with two small children as there are 2 beds.

A bungalow for 2 people including a small simple kitchen. There is a third one but not able to see it because it was rented, this bungalow is located in the garden of Nada Spa next to Barcelona.

Family bungalow



Bungalow with small kitchen



You can find more information and book the bungalow on [Booking.com](https://www.booking.com), of course it also possible to book directly with them by sending them an [email](mailto:artini.luh.sri@gmail.com). Prices are depending on the season and a (possible) discount can be given when you book directly by email or stay longer than a week. Breakfast is not included but can be provided by the staff.

During your stay, the family can provide services like scooter rent, bicycle rent, dolphin tour, or a driver for a daytrip or if you have any other requests feel free to ask.

Contact information:

Telephone number (+62) 0362 41894

Email : artini.luh.sri@gmail.com

Mobile : +62 (0)8133 7773 794

Please do not share this document it with others

Translated with Google, apologies for not being in perfect English

Coffeenosky

Jalan Seririt – Singaraja
Kalibukbuk

Coffeenosky is a great addition for the Lovina area in the line of modern places which follow a modern concept when it comes to food and drinks.

It is located in [Kalibukbuk](#) on the main road and has a small parking place in the front for motorbikes for parking a car might be a bit hard.



Coffeenosky in Kalibukbuk is the first one of many at least that is the idea, as there is a plan behind Coffeenosky because when the concept is successful there should be more locations anywhere on Bali. It is about coffee and they use coffee beans from Bali coming from the Kintamani and Wanagiri area as well from other Indonesian islands.

Kikova is the wholesale dealer but only for restaurants and coffeeshops not for the private market, there is a small factory and they do the whole roasting process themselves.



Please do not share this document it with others

Translated with Google, apologies for not being in perfect English

It is not only about coffee it is also about other variations of coffee (hot and cold), fruit juices smoothies and desserts.



But also about pastries to go with the coffee, it is about fresh baked bread.



Please do not share this document it with others

Translated with Google, apologies for not being in perfect English

It is also about food, the idea is to have a balance between western food and Asian food.



Many of the dishes are vegan and vegetarian, there are no dishes with pork served, the bread is freshly baked. Away from the traditional Indonesian food Coffeenosky is a whole different place with lots of options in modern food.

Downstairs there are few seats where you can enjoy all what Coffeenosky has to offer, the AC is on and the temperature is kept cool.



Please do not share this document it with others

Translated with Google, apologies for not being in perfect English



On the back of the restaurant there is a small place downstairs with chairs and tables and when you go up to the first floor you will find more seats and tables if you prefer to sit outside, the view is beautiful so very recommendable.



They have a delivery service in Lovina area, you can also go there for take away and you can sent them a WA 0821 4793 9996 to order your food. At this moment they still work on the menu as new dishes are being created and added.


Coffeenosky can be followed on [Facebook](#).

They also serve breakfast now but only on Friday and in the weekend.

Please do not share this document it with others

Translated with Google, apologies for not being in perfect English

Global Village Kafe (temporarily closed) started out as a local coffee cafe and today it is a fine restaurant, (located on Jl. Singaraja - Seririt) they serve in addition to Indonesian cuisine as an international cuisine (Mexican, Italian, English, French) and delicious pizzas (also takeaway and delivery) and because it is a non profit organization the prices are low. There are all kinds of souvenirs offered made by the local people and the yield of this also goes back to them, they also serve delicious coffee in all variations (Cappuccino, Latte Macchiato Americano, etc. etc.).



For reviews check [Tripadvisor](https://www.tripadvisor.com).

The foundation connected to the Kafe is the Global Village Foundation which is committed to help the poor people in the mountain villages which often have no sanitary facilities and they provide help for the physically disabled, the foundation often provides wheelchairs. The Global Village Kafe is also a source of income to the Global Village Foundation. You can find more information in the article on the Global Village Foundation.

Please do not share this document it with others

Translated with Google, apologies for not being in perfect English

LaMadre Restaurant (temporarily closed)

Located in Jalan Mawar, a fine restaurant next to the Indonesian dishes as well as Italian pasta dishes. They also serve a good breakfast and tasty fresh coffee.

Also here are package deals, they prepare fresh large Gambas and Ayam Betutu, a Balinese chicken dish, on request.



Bungalow for rent

In the garden, behind the restaurant, they also have one room available for rent, the room includes a bathroom, built in 2019. Breakfast is included.

If you don't have high demands for a place to stay this might be an option. The location is good as it is right in the centre of Lovina, and only 200 meter away from the beach.



More info contact Putu at WA number +62 (0) 819-3633-5489.

It is also mentioned on [Agoda](#) and [Airbnb](#).

Please do not share this document it with others

Translated with Google, apologies for not being in perfect English

Jaring Kitchen & Drinks (only open at request)

Jalan Damai, Kalibukbuk (tegenover Candi Buda)

In a beautiful garden located warung, which traditionally serves, with beautiful flowers and plants and attractively decorated with local and beautiful decorations and people who enjoy doing their work. Located at Jalan Damai about 400 meters from the traffic lights opposite Candi Budah. They prepare delicious meals in the tight (open) kitchen. The card is average priced, delicious fresh fruit juices, they serve local dishes but also Western dishes.



Jaring also has a vegetarian menu, dishes such as a homemade veggie burger, tahu tempe, veggie sate. Jaring Kitchen & Drinks has 10 tables that are scattered throughout the attractive garden, except for the traffic that runs along it is a quiet location and it is a nice place to enjoy a nice meal.



Also for a reunion, a meeting, a birthday drink, you can go here, you do not want to dine extensively, but a drink with more local snacks or small snacks is all possible (but just discuss in advance).

The owner I Putu Herimbawan (Putu), runs the warung with great pleasure and has a great support of his staff.

You can also order food (menu can be found on Facebook [Jaring Kitchen & Drinks](#)) or just call with Whatsapp to 0821 4658 0046 and it is delivered free in Central Lovina (Kaliasem, Kalibukbuk, Banyualit) outside Central Lovina is also possible but against small fee of 15,000 rp.

You can also go for a [Babi Guling](#) menu (requires a minimum of 8 people) or a [cookingworkshop](#), see also the information on Facebook.

Jaring Kitchen & Drinks is open for lunch and dinner, from 11.30 till late at night.

Please do not share this document it with others

Translated with Google, apologies for not being in perfect English



Please do not share this document it with others

Translated with Google, apologies for not being in perfect English

Jaring Kitchen & Drinks cooking class

At Jaring Kitchen & Drinks (Jalan Damai, Kalibukbuk, Lovina) it is now possible to follow a Balinese cooking class, dishes from the Balinese cuisine, but of course other dishes are also possible in consultation.

The friendly team of Jaring Food & Drinks is ready to bring this workshop to a success.

The cooking class takes about 3 hours, and if the food is cooked you can of course eat it yourself.

Costs for this workshop are 250,000 rp per person.

In consultation it is possible to go to the market in the morning to buy the ingredients on the local market.

You can book via email : jaringkitchen@gmail.com

Or via Whatsapp : +62 (0)8214 658 0046

For more information, please check the Facebook page : [Jaring Kitchen & Drinks](#)



Translated with Google, apologies for not being in perfect English

Mentari Lovina Bar & Kitchen

Located on the Kalibukbuk Beach, to access from the main road it is Jalan Pura Subak which is leading you to the beach (Puri Bagus hotel is in the same street), the Aneka hotel and the Lovina are the neighbours of the restaurant, Starlight hotel is close. Click [here](#) to find the location of Mentari Bar and Kitchen.



Open since September 2018, it is nicely decorated with eye for detail. The prices of the food are a little bit above average, Indonesian dishes from 50.000 - 85.000 and fish and meat dishes from 85.000 - 105.000 (prices are excluded 5% service charge) but the food is good and the location is really nice as it is directly on the beach. For the lovers of beer they have draft beer from Bintang.



It is a nice place on the beach when you want to relax and where you can sit and relax and have a drink, the restaurant serves breakfast, lunch and dinner and opens a 7 am until 11 pm (if needed).

Please do not share this document it with others

Translated with Google, apologies for not being in perfect English



There are tables and chairs on the beach but you also can sit on the bean bags just for enjoyment and relax with a cocktail and when you are there in the afternoon there is (often) a great sunset. They also have kayak boats for rent (50.000 per hour) if you want to relax on the water. It is also possible to book a dolphin trip there and have breakfast after.

Also as far as known the only restaurant in Lovina where they have Bintang on draft.

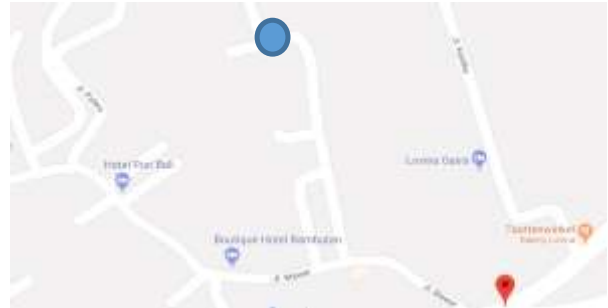
Also suitable for groups because there is a buffet possibility, where you can choose from different dishes, please make reservation for the buffet by calling + 62 (0) 8113 948 869.

There is also a [Facebook](#) page for more information.

Translated with Google, apologies for not being in perfect English

Restaurant Dewa Dewi

Jalan Mawar, Gang Sawah Lovina
Kalibukbuk, Lovina
Tel: 081 338 365721



"Fine dining" is a term that is not very applicable in Lovina, this is certainly possible at Restaurant Dewa Dewi. It is a hidden gem and is located in a side street of Jalan Mawar and is easy to miss, but just after the Mini Market go right into the side street and follow this for 200 meters go left and you will find it. The location of the restaurant has an advantage and a disadvantage, it is a very quiet location so there are no scooters and cars passing by, on the other hand it is a short walk because it is 200 meters from Jalan Mawar. It is a dead end and at the end of the road is the Sawah Lovina hotel.



The restaurant has been open since the end of January 2018, it is a small restaurant because there are only 4 tables, that makes it intimate and it is very stylish decorated and everything looks nice, one has an eye for detail, flower arrangement on the table, beautiful clean tablecloths and comfortable chairs and a great location for an evening of dining.

The menu has a variety and the food is of excellent quality and relatively well priced. You can also go there if you have something to celebrate and then you can put together a delicious menu.



At request they can also cook you something which is not on the menu, but you have to let them know in advance.

Please do not share this document it with others

Translated with Google, apologies for not being in perfect English

Seabreeze located directly on the beach (next to the dolphin statue). A restaurant with a big terrace and has international and Indonesian menu. Also for a refreshing drink in the afternoon and a great place to enjoy the sunset. They also have some rooms available and there is a swimming pool, (bit past glory though and could use some renovation. See also [Tripadvisor](#).



Please do not share this document it with others

Translated with Google, apologies for not being in perfect English

Semina Restaurant

Jalan Mawar

Desa Kalibukbuk (Lovina)

Located on the Jalan Mawar halfway alongside Ruma Kita, Semina restaurant has been established since 1987, so you can say that they are experienced if you can endure it for so long at a location where many restaurants like this are, and that the food is delicious is.



A not too big and attractive restaurant with 5 tables and a seat where you can drink a drink or a cocktail before dinner, and that is possible because they have an extensive assortment of liquor.



On the menu are Western and Indonesian dishes, with the specialties Soto Ayam and fresh Mahi Mahi fish from the grill. The prices are average and in proportion good for a restaurant.

Of course there is also authentic Balinese food cooked, dishes such as grilled Ayam Bumbu Bali, Sate Lilit and Pepesan Babi Guling is possible.

One can also go there for special occasions, one can then make a special menu but also prepare a complete rice table.

For more information and reviews see [Tripadvisor](https://www.tripadvisor.com).

Translated with Google, apologies for not being in perfect English

Warung Ayu located on Jalan Mawar is well-known in the area and is almost full every evening. An extensive menu on Indonesian and western dishes for a good price, for 3-4 euro you can have a fine meal, the new location opened in 2016 is located at the beginning of the street, cooking workshops are also organized here. For reviews check [Tripadvisor](#).

Warung Billy's by the Sea

They call it a warung but it really isn't, better to call it a restaurant, Opened in June 2020. With 20 tables it is quite a big restaurant. The location is very good at the end of Jalan Mawar (on the corner) at the beginning of the boulevard with the many shops and the volleyball field.



They serve breakfast, lunch and dinner and the menu offers a varied choice of dishes, Balinese and Indonesian dishes, but also a wide choice of western dishes. The location is excellent with sea views and close to the beach, it is nicely decorated with great attention for detail.



Billy's by the Sea is part of chain and are all in the same style, fine dining, comfortable and with good value. What is on the menu? Burgers, pizza, Balinese dishes such as Ayam or Bebek Betutu (chicken or duck), standard Indonesian dishes such as Nasi Goreng, Mie Goreng, Capcay (and many others) and Western dishes, such as a pepper steak, prawns or pasta. You can also go here for a drink or cocktail. The breakfast menu includes standard breakfasts, American, Continental, and local breakfast.

Please do not share this document it with others

Translated with Google, apologies for not being in perfect English

Also very suitable for a reception or if you have something to celebrate.

It is a nicely decorated restaurant with comfortable chairs and stylish tables in a great location with a good menu and good food for a friendly price.



For more information and reservations WA, +62 (0) 819 36454 335.

Please do not share this document it with others

Translated with Google, apologies for not being in perfect English

Warung Ikan Bakar Sindhu Segara (closed)

Jalan Raya Anturan/Jalan Seririt-Singaraja
Desa Anturan, Lovina

NOTE; This restaurant has been closed since June 2020 and there is no information available if it will be open again in the future.

In the village of Anturan (from the center of Kalibukbuk in the direction of Singaraja) there is a new warung on the left side of the road (just over the bridge), Warung Ikan Bakar Sindhu Segara, opened since June 2018 and aims for local guests, this is a must do if you like grilled fish.



The concept is clear, eat grilled fish with the family at long tables or in 1 of the 10 Bale Bengong surrounded by a beautiful garden where everything grows. Every table in Bale Bengong has its own fountain where the hands can be washed.



Please do not share this document it with others

Translated with Google, apologies for not being in perfect English



The daily fresh fish is delivered by the local fishermen who can sell their fish here, now there are a lot of this kind of warungs in Lovina (in the village Temukus there are a number) but at Sindhu Segara you can also order food from a menu, dishes like Nasi Goreng or Bami Goreng and that is slightly tastier than white rice. The fish is kept in a cool box and you can select the fish yourself.



They have a number of different fish (is the daily catch), Kasap, Clyde fish, Mamban and the Bawal, all suitable for the grill. You can also choose to order (spicy) fish soup, just indicate this when selecting the fish.

This is a warung with local prices, depending on the season, but if there is plenty of fish to catch, a kilo costs around 85,000 rp.

In the evening it all looks very cosy because of the lighting in the garden.

The friendly staff cooks, bakes and grills in a large open kitchen and you are welcome to watch, in fact they find it very nice if there is interest in the kitchen.



Please do not share this document it with others

Translated with Google, apologies for not being in perfect English

Warung Kunyit Bali

Warung Kunyit Bali is a warung located on the beach, Ganesha Beach, at the end of Jalan Kartika (where also the Franjipani hotel and Lovina Beach houses are located) click [here](#) for the exact location, a spacious beach and in a beautiful location, sheltered under the large trees with tables on the beach.

Ganesha beach, at the end of Jalan Kartika, 400 meters from the main road, is a clean stretch of beach as it is cleaned every day. It is a nice location for a warung and the menu features Indonesian, traditional Balinese and Western dishes. Sometimes there is also acoustic live music in the evening.

Breakfast and lunch are also served, it is also accessible via the beach from Jalan Mawar, turn right along the volleyball field keep right (pass behind Warung Nemo) because a walking path has now been constructed it is more easy (see below). Great prices for good food in a beautiful location.

During the (high) season there are also beanbags on the beach with a table, there are also 2 sunbeds and at the end of the day this is a great place on the beach to enjoy a beautiful sunset.

Work has recently been carried out on the beach and a walking path has been constructed that runs through the terrace of the warung and therefore the terrace has become a bit different

During the high season you will find sunbeds and it is a real nice location to enjoy the afternoon and the sunset.



Please do not share this document it with others

Translated with Google, apologies for not being in perfect English

The terrace with the tables is different now, there are new tables, and it looks cosy, the food is fine, and the place on the beach is lovely, the sunset makes it (often) more magical.



When you walk through you will see the volleyball field where the young guys of the KBC volleyball club train every afternoon and where they often play their league games and tournaments, and this is serious business as they are pretty fanatic in winning the game.



This new walking path heads to the centre of Lovina and ends with Warung Nemo, passing the houses of the local fisherman, you end up on the square and you find another volleyball field, opposite of the volleyball field and the corner of Jalan Mawar is Warung Bintang Bali.

Please do not share this document it with others

Translated with Google, apologies for not being in perfect English

Warung Le Minerale

A nice local beach bar in the centre of Lovina at the end of Jalan Mawar, located directly on the beach (left side of the volleyball field). [Le Minerale](#) is a small beach bar with beany bags right at the water, it is a very nice location for a drink and watching the sunset. Also after sunset it is a good place to be as there is a good atmosphere created with lights.



There is also a small menu with food, snacks and small dishes, and a relaxing spot to view the beautiful sunset in Lovina. Click [here](#) for the exact location.

Information is bit outdated and need to be updated.

Translated with Google, apologies for not being in perfect English

Zakia's kitchen

Jalan Yudistira, Kaliasem

Located in the village of Kaliasem in a quiet area at the end of a long concrete road (600 meters from the road) and based on Google maps this is the [location](#), see also the description later in this article. When you get there you will find a parking lot and the entrance, then you will enter a garden with a few tables where you can sit.



It is a hobby project in difficult Covid times, it's like dining in the "living room" where you visit Zakia's house, this little hobby cooking project started in August 2021.



The food is mainly based on Indonesian cuisine, no pork dishes are made and it is 100% halal, there is a fixed menu with various dishes such as rendang, soto ayam, sweet and sour chicken, chicken wings, kare ayam.

The ingredients come fresh from the market every day and they cook in an open kitchen.

The prices are local, the drinks are usually fruit juice, iced tea or soft drinks and no alcohol is served (but there is always something available), just let them know in advance.

Please do not share this document it with others

Translated with Google, apologies for not being in perfect English



Zakia's Kitchen

FOODS	
Chicken Noodle + Rice (sate ayam + nasi)	28.000
Rendang + Rice (rendang + nasi)	40.000
Chicken Satay + Rice (sate ayam + nasi)	30.000
Dhal (Chicken Curry) + Paratha Bread (dhal ayam + roti)	30.000
Garbon Blue Chicken + French Fries (ayam carbon blue + kentang goreng)	65.000
Chicken Schnitzel + French Fries (ayam schnitzel + kentang goreng)	60.000
Fried Chicken Wings + French Fries (ayam goreng + kentang goreng)	30.000
Sweet and Sour Chicken + Rice (ayam manis + nasi)	35.000
Deep-Fried Calamary + French Fries (umhi goreng + kentang goreng)	30.000
Salty Balinese Sauce Calamary + Rice (umhi goreng + nasi)	30.000
Sweet and Sour Calamary + Rice (umhi goreng + nasi)	35.000
Chicken Burger + Fries (burger ayam + kentang goreng)	30.000
Chicken Capcay + Rice (nasi capcay)	25.000
Vegetarian Sate (sate sayur)	12.000
Chicken Nugget (ayam nugget)	12.000
Cheese Ball (keju ball)	16.000

DRINKS	
Mineral Water (Aqua / air putih)	7.000
Black Coffee (kopi hitam)	5.000
Coffee Milk (kopi susu)	10.000
Tea (teh)	8.000
Ice Tea (teh es)	10.000
Soft Drink (minuman)	8.000
Fruit Orange (jus jeruk)	10.000
Fruit Juice (jus buah)	12.000
Strawberry Juice (jus strawberry)	15.000
Basil Seeds (daun basil)	12.000



Also ask for any specialties as there are many possibilities, because of different activities Zakia's Kitchen is not always open and it is recommendable to see if they are open, you can do this by calling or sending a WA to Zakia : +62 (0) 877 6224 9519.

Travel directions

Driving on the main road coming from the east, past hotel Aditya over the bridge take the first left, Jalan Yudistira, drive to the first T-junction and turn right into the concrete road, this is a long road (about 600 meters) go all the way until you see a temple on the left side of the road, on the left is the parking lot, the rest is self-explanatory.

Please do not share this document it with others

Translated with Google, apologies for not being in perfect English

Krisna (currently only open in the weekend)

There are several Krisna locations in Lovina (and in the vicinity), Krisna is known for the Oleh Oleh shops (souvenirs) and in Lovina there are various locations.

La Costa Beach Lounge and restaurant

So it has become a complete offer of a number of activities, so you can do a lot of watersport activities via the Lacosta Beach Bar Lounge, think of jet ski, parasailing, banana boat, donut boat etc. etc, also for these activities the prices are good priced, see price list below.

No.	Activity	Duration	Price (IDR)	Remark
1	Parasailing	1 Round	140 K	Min. 1 Pax
2	Banana Boat	2 Rounds	110 K	Min. 2 Pax
3	Donut Boat	2 Rounds	140 K	Min. 2 Pax
4	Flying Fish	2x Fly	240 K	Min. 1 Pax
5	Butterfly Dolphin (New)	2 Rounds	200 K	Min. 2 Pax
6	Jet Plane (New)	2 Rounds	200 K	Min. 2 Pax
7	Funtastic 4 (New)	2 Rounds	220 K	Min. 2 Pax
8	Crazy Sofa (New)	2 Rounds	220 K	Min. 2 Pax
9	Superman Bowl (New)	2 Rounds	220 K	Min. 2 Pax
10	Jet Ski Seadoo 1200cc	15 Minutes	500 K	Min. 1 Pax
11	Jet Ski Yamaha 700cc	15 Minutes	340 K	Min. 1 Pax
12	Flyboard (New)	15 Minutes	950 K	Min. 1 Pax
13	Knee Board	15 Minutes	400 K	Min. 1 Pax
14	Wake Board	15 Minutes	400 K	Min. 1 Pax
15	Speedboat	15 Minutes	400 K	Min. 2 Pax
16	Glass Bottom Boat	45 Minutes	250 K	Min. 2 Pax
17	Snorkeling	1 Hour	250 K	Min. 2 Pax
18	Canoe	1 Hour	50 K	Min. 1 Pax
19	Dolphin Watching Tour with Traditional Boat	3 Hour	250 K	Min. 2 Pax
20	Dolphin Watching Tour with Glass Bottom Boat	3 Hour	300 K	Min. 2 Pax
21	Dolphin Watching Tour with Glass Bottom Boat & Snorkeling	4 Hour	500 K	Min. 2 Pax
22	Dive in Lovina	1 x Dive	700 K	Min. 1 Pax
23	Dive in Menjangan Live	2 x Dive	1700 K	Min. 2 Pax
24	Dive in Pemuteran	1 x Dive	1000 K	Min. 2 Pax
25	ATV Circuit	3 Laps	150 K	Min. 1 Pax

Notice : Price are subject to change without prior notice


Parasailing


Speed Boat


Snorkeling


Banana Boat


Crazy Sofa


Fly Board


Butterfly Dolphin


Funtastic 4

Please do not share this document it with others

Translated with Google, apologies for not being in perfect English

It is a combination of a bar and restaurant located next to the swimming pool of KrisnaOsea Park. The location is beautiful on the sea, there is even a golden sandy beach, you can dine beautifully with a setting sun (no guarantee). The menu card offers Western, continental and Indonesian dishes. But one can also choose to drink only in the seats at the edge of the restaurant, again with a view over the sea.



There is also the Dungi Seafood Restaurant (Jimbaran Grill), a seafood restaurant for those who love seafood.

On the site there is also a 4 meter wide projection screen where various sporting events are broadcasted, also films are regularly shown here.

KrisnaOsea waterpark

Next to the Lacosta Beach Bar and Lounge is now the KrisnaOsea water park, a large swimming pool with plenty of sun beds and sea views on the edge, which makes it a great place to spend an afternoon, there is a pond with Koi fish, there is a small golf course, and there will be 2 more tennis courts in the future. To use the pool, local prices are used (foreigner pay 50.000 rp).

ADMISSION				
Open 7 days 8AM - 10PM				
	POOL SWIM All Day	POOL COMBO		WALL CLIMB All Day
ADULT	20K	40K COMBO 1	Mini Burger Nasi Special	25K <small>Min. Age 12 years old (must be able to swim)</small>
CHILD <small>(8yo - 12yo)</small>	10K	20K COMBO 2	Nugget French Fries	-
FAMILY <small>(2 adult & 2 child)</small>	50K	100K COMBO 3	Choice of Pizzas	-

ADDITIONAL	
POOL TOWELS SOFA POOLSIDE	20K PER DAY - LOSS 200K 300K MIN SPEND - Menu Dining Only

PLEASE PAY AT CASHIER



Please do not share this document it with others

Translated with Google, apologies for not being in perfect English



Krisna ATV

Krisna ATV is also a new activity within Krisna Osea Park. It has a challenging and exciting circuit with many obstacles, for both beginners and professionals. Keep in mind that you can get wet after rainfall through the puddles on the circuit. This activity can also be done at a favourable rate and can be combined with a water sports activity as indicated in the price list.

Krisna Osea Waterpark/Lacosta Bar Restaurant and Lounge
Jalan Raya Seririt - Singaraja, Temukus Singaraja, Buleleng, Bali
+62 821-4492-3563 (they arrange a pick up)

KRISHA Offroad Circuit
OPEN 7 DAYS 9.00 AM - 5.00 PM
PRICE ATV OFFROAD CIRCUIT

LAP	UNIT	PRICE	PAX
ATV 3 LAPS	110cc	150K	SINGLE
ATV 3 LAPS	250cc	200K	SINGLE
ATV 3 LAPS	250cc	250K	TANDEM

ATV PACKAGE
ATV 250cc + PARASAILING 350K /PAX
ATV 250cc + BANANA BOAT 300K/PAX

BEAT OUR TRACK TIME AND WIN TO SWIN **ATV OPEN 1ST APRIL 2009**

Please do not share this document it with others

Translated with Google, apologies for not being in perfect English

Other Krisna locations

There are more locations of Krisna in the north, I have listed them below:

On the website <http://www.krisnabali.co.id/> you can find all activities, only this website in Indonesian, below a small explanation.

A large outlet where all imaginable souvenirs are for sale is [Krisna Oleh Oleh](#) in Temukus. Behind the Oleh Oleh complex, the [Krisna Funtastic park](#) is a small amusement park for children aged 6-13 years. There is now also a water slide park opened, for more information see the [Facebook](#) page.

For the older children there is the Krisna adventure land: <http://www.krisnaadventures.com/> located in the area of the Aling Aling waterfall in Sambangan southwest of Singaraja.

Here you can do all kinds of activities such as ATV, Paintball & Flying Fox. The smaller children have been thought. It is located in a beautiful area of rice fields and waterfalls.



Please do not share this document it with others

Translated with Google, apologies for not being in perfect English

Bars

Center of Kalibukbuk

Below a selection of bars, there are many more in and around Lovina.

Lumbung bar and restaurant is a nice bar with seating areas, the coldest beer of Lovina (according to many) and they have a good menu. There is a pool table, often they have on the TV for the sport events like Formula 1, see also [Tripadvisor](#).

Warung Mu is a very small bar and around 6pm it can be pretty busy there, it is a meeting point for the expats, see also [Tripadvisor](#).

Poco Bar, a nice bar in Jalan Binaria, recently changed owner again and reopened has been known for the last two years as No Name Bar but no longer, it is back as Poco Bar.

Kanteen 21 is on the main road and is being renovated at the moment.